

CONTENTS

ENGINE

Cylinder Head	B2 ~ B3
Cylinder	B4
Crankshaft, Piston	B5
Valve	B6
Camshaft, Chain	B7
Oil Pump	B8
Oil Cleaner	B9
Intake	B10
Carburetor	B11 ~ B12
Exhaust	B13 ~ B14
Crankcase	B15 ~ C2
Crankcase Cover 1	C3 ~ C4
Starter Clutch	C5
Clutch	C6 ~ C7
Transmission	C8
Middle Drive Gear	C9
Shift Cam, Fork	C10
Shift Shaft	C11


CHASSIS

Frame	C12 ~ C13
Fender	C14 ~ C15
Side Cover	D2 ~ D3
Rear Arm, Suspension	D4
Drive Shaft	D5 ~ D6
Steering	D7 ~ D8
Front Fork	D9 ~ D10
Fuel Tank	D11 ~ D13
Seat	D14

Front Wheel	D15
Front Brake Caliper	E2
Rear Wheel	E3 ~ E4
Steering Handle, Cable	E5
Front Master Cylinder	E6
Stand, Footrest	E7 ~ E8
Generator	E10
Starting Motor	E11
Flasher Light	E12 ~ E13
Meter	E14
Headlight	E15
Taillight	F2
Handle Switch, Lever	F3
Electrical 1	F4
Electrical 2	F5

INDEX

Numerical Index	M1 ~ M4
-----------------------	---------



YAMAHA


PARTS CATALOGUE

XV535'92 (3BM6)

SWITZERLAND

223BM-361E1

A2



A3

FOREWORD

This Parts Catalogue is related to the parts in use for the Yamaha XV535'92(3BM6). When you are ordering replacement parts for the XV535'92(3BM6), refer to this Parts Catalogue and quote both part numbers and part names correctly.

1. Modifications or additions which have been made after issue of the Parts Catalogue will be announced in the Yamaha Parts News.
It is advisable that according to the Yamaha Parts News you make necessary corrections to the Parts Catalogue on hand to keep it up-to-date.

2. Abbreviations

The following abbreviations are used in this Parts Catalogue.

- U.P. Use size (thickness) and/or number as required.
- U.N. Use as many as you need.
- A.P. Alternate Parts
- L.M. Local Made
- F# Frame No. (Applicable machine No.)

3. The parts marked with (+) in the parts number column of this Catalogue are not supplied with by Yamaha, those have to be found locally.

4. Parts, which are to be supplied in the form of assemblies, are listed with an indentation of one letter's space, and a dot (.) is put against the name of each part.

EXAMPLE CARBURETOR ASS'Y
 . JET, pilot
 . NOZZLE, main

5. Indication of No. of constituent parts for assembly

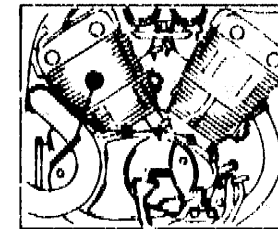
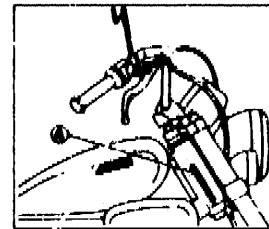
The numeral appearing to the right of each constituent part under the description indicates the quantity of such parts for each individual assembly unit.

EXAMPLE

Part No.	Description	Q'ty	Remarks
2F5-83310-60	FRONT FLASHER LIGHT ASS'Y	2	
115-83311-60	. BULB (6V-18W)	1	
1M1-83309-60	. REFLECTOR	1	

6. Initial Serial No. and Color Code

(A) Frame Serial No.	3BM-006101 and following
(B) Engine Serial No.	3BM-006101 and following



Color Code	Color Name	Abbreviate
0006	DARK GRAYISH BLUE METALLIC 1	DNBM1
0175	LIGHT GRAYISH BLUE METALLIC 1	LGBM1
00TH	LUMINOUS RED	LNR

7. Applicable colors of graphics are represented in the "Remarks" column by the letter(s) appropriately picked out of the full word(s) showing such colors.

EXAMPLE

Part No.	Description	Q'ty	Remarks
2N4-24110-00-X5	FUEL TANK COMP.	1	MAXIM RED
3J1-24240-10	. GRAPHIC, fuel tank set	1	for MXR

CONTENTS

ENGINE

Cylinder Head	B2 ~ B3
Cylinder	B4
Crankshaft, Piston	B5
Valve	B6
Camshaft, Chain	B7
Oil Pump	B8
Oil Cleaner	B9
Intake	B10
Carburetor	B11 ~ B12
Exhaust	B13 ~ B14
Crankcase	B15 ~ C2
Crankcase Cover 1	C3 ~ C4
Starter Clutch	C5
Clutch	C6 ~ C7
Transmission	C8
Middle Drive Gear	C9
Shift Cam, Fork	C10
Shift Shaft	C11

CHASSIS

Frame	C12 ~ C13
Fender	C14 ~ C15
Side Cover	D2 ~ D3
Rear Arm, Suspension	D4
Drive Shaft	D5 ~ D6
Steering	D7 ~ D8
Front Fork	D9 ~ D10
Fuel Tank	D11 ~ D13
Seat	D14

Front Wheel	D15
Front Brake Caliper	E2
Rear Wheel	E3 ~ E4
Steering Handle, Cable	E5
Front Master Cylinder	E6
Stand, Footrest	F7 ~ E9
Generator	E10
Starting Motor	E11
Flasher Light	E12 ~ E13
Meter	E14
Headlight	E15
Taillight	F2
Handle Switch, Lever	F3
Electrical 1	F4
Electrical 2	F5

INDEX

Numerical Index	M1 ~ M4
-----------------------	---------

CONTENTS

ENGINE

Cylinder Head	B2 ~ B3
Cylinder	B4
Crankshaft, Piston	B5
Valve	B6
Camshaft, Chain	B7
Oil Pump	B8
Oil Cleaner	B9
Intake	B10
Carburetor	B11 ~ B12
Exhaust	B13 ~ B14
Crankcase	B15 ~ C2
Crankcase Cover 1	C3 ~ C4
Starter Clutch	C5
Clutch	C6 ~ C7
Transmission	C8
Middle Drive Gear	C9
Shift Cam, Fork	C10
Shift Shaft	C11

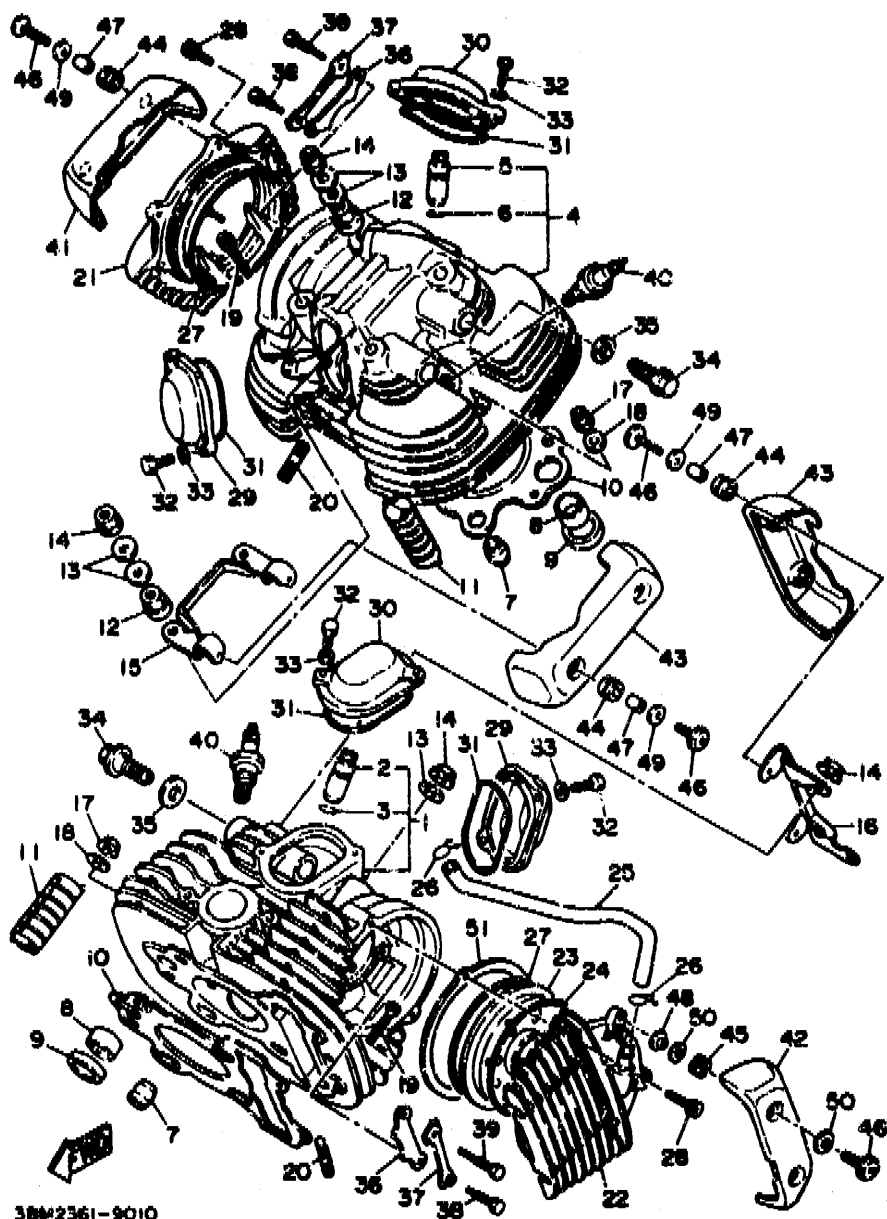
CHASSIS

Frame	C12 ~ C13
Fender	C14 ~ C15
Side Cover	D2 ~ D3
Rear Arm, Suspension	D4
Drive Shaft	D5 ~ D6
Steering	D7 ~ D8
Front Fork	D9 ~ D10
Fuel Tank	D11 ~ D13
Seat	D14

Front Wheel	D15
Front Brake Caliper	E2
Rear Wheel	E3 ~ E4
Steering Handle, Cable	E5
Front Master Cylinder	E6
Stand, Footrest	E7 ~ E9
Generator	E10
Starting Motor	E11
Flasher Light	E12 ~ E13
Meter	E14
Headlight	E15
Taillight	F2
Handle Switch, Lever	F3
Electrical 1	F4
Electrical 2	F5

INDEX

Numerical Index	M1 ~ M4
-----------------------	---------

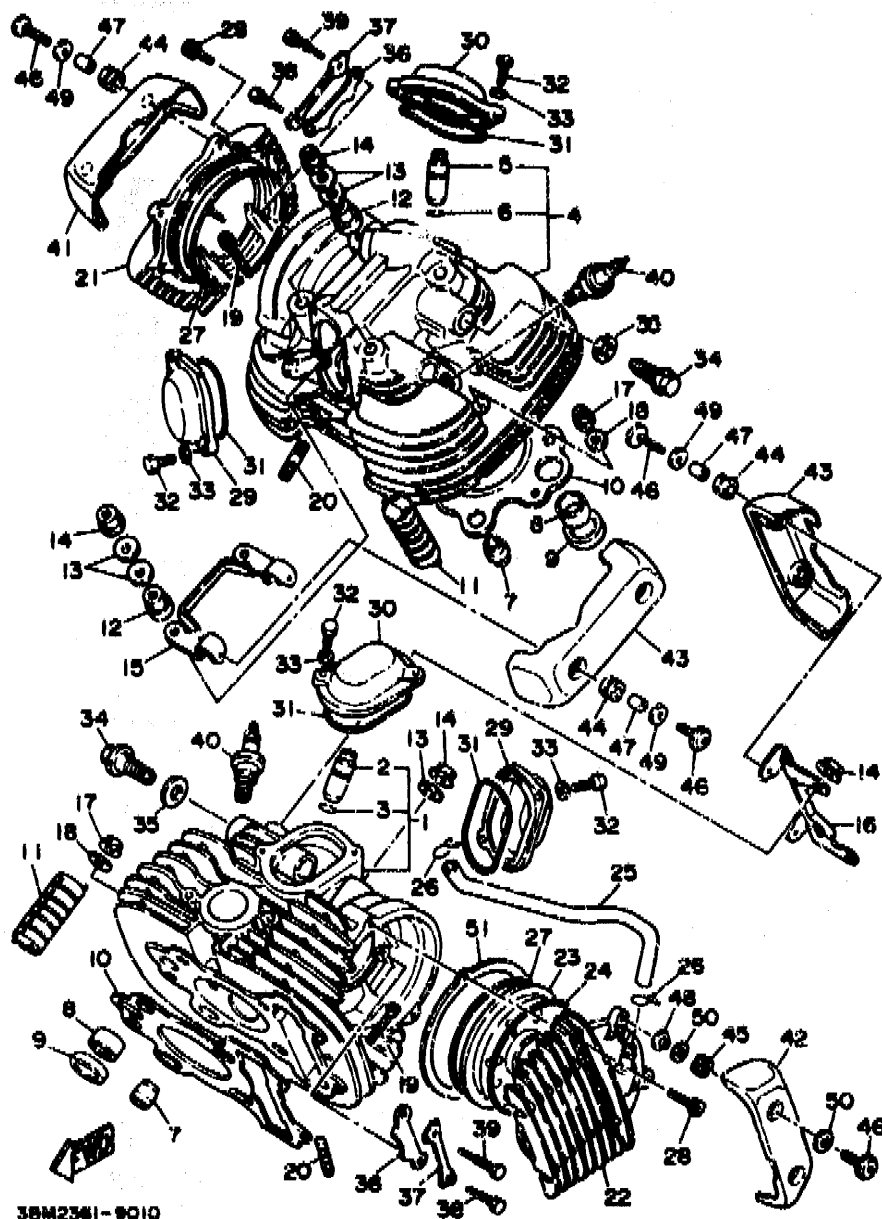


38M2361-9010

FIG. 1 CYLINDER HEAD

REF. NO.	PART NO.	DESCRIPTION	Q'TY	REMARKS
1	38M-11101-00	CYLINDER HEAD ASSY	1	
2	4H7-11133-10	.GUIDE, intake valve	2	
3	93440-12052	.CIRCLIP	2	
4	38M-11101-10	CYLINDER HEAD ASSY	1	
5	4H7-11133-10	.GUIDE, intake valve	2	
6	93440-12052	.CIRCLIP	2	
7	99510-17016	PIN, dowel	4	
8	90387-226C7	COLLAR	2	
9	90430-24184	GASKET	2	
10	2GV-11181-00	GASKET, cylinder head 1	2	
11	2GV-11127-00	ABSORBER 3	4	
12	90179-10395	NUT	4	
13	90201-10131	WASHER, plate	4	
14	90179-10279	NUT	4	
15	2GV-11142-00	BRACKET, cylinder head cover 2	1	
16	2GV-11152-00	BRACKET, cylinder head cover	1	
17	95701-08500	NUT, flange	2	
18	90201-094G1	WASHER, plate	2	
19	91311-08030	BOLT	4	
20	95611-08630	BOLT, stud	4	
21	2GV-11185-00	COVER, cylinder head side 1	1	
22	2GV-1111H-00	COVER, cylinder head side 4	1	
23	22U-11165-00	PLATE, breather	1	
24	93210-89568	O-RING	1	
25	2GV-11165-00	PIPE, breather 1	1	
26	90467-14015	CLIP	2	
27	93211-00612	O-RING	2	
28	91311-06025	BOLT	4	

B2



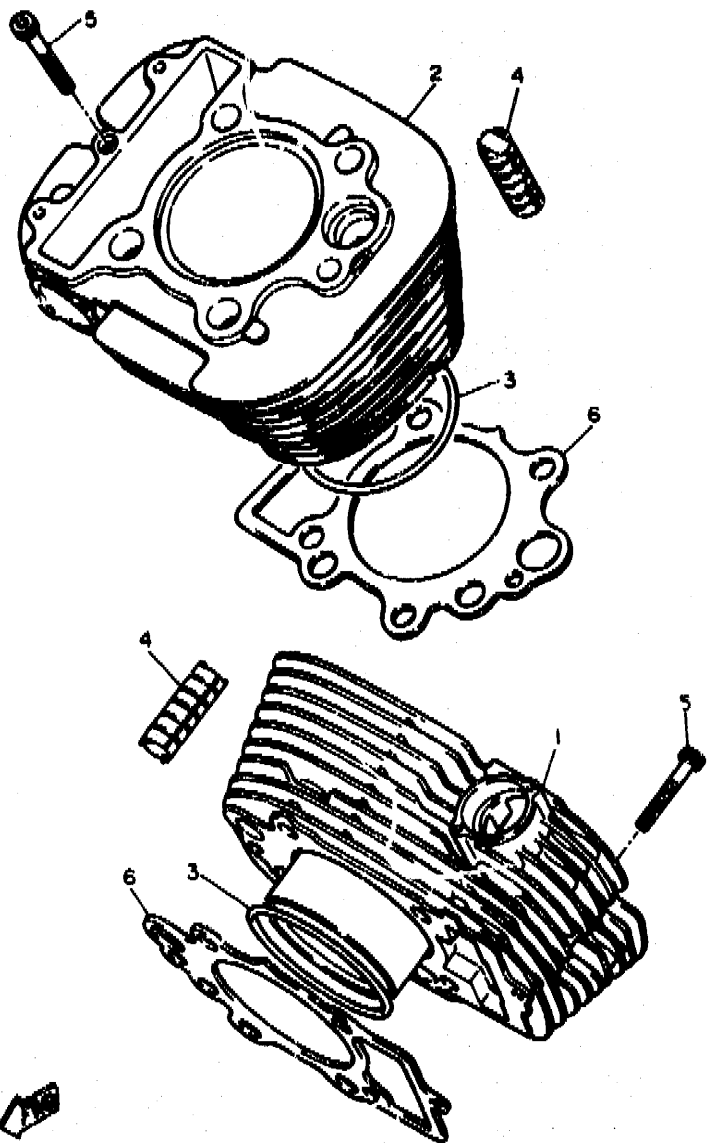
38M2361-9010

FIG. 1 CYLINDER HEAD

REF. NO.	PART NO.	DESCRIPTION	Q'TY	REMARKS
29	22U-11186-00	COVER, cylinder head side 2	2	
30	22U-11187-00	COVER, cylinder head side 3	2	
31	93210-62445	O-RING	4	
32	97021-06016	BOLT	8	
33	92901-06600	WASHER, plate	8	
34	90401-16073	BOLT, union	4	
35	90430-17168	GASKET	4	
36	22U-1111F-01	PLATE	2	
37	90215-08229	WASHER, lock	2	
38	90109-08782	BOLT	2	
39	90109-08781	BOLT	2	
40	94701-00218	PLUG, spark (NGK BPR7ES)	2	UR
	94701-00220	PLUG, spark (ND W22EPR-U)	2	UR
41	2NT-11186-00	COVER, cylinder head side 2	1	
42	2NT-1110M-00	COVER ASSY 1	1	
43	2NT-11187-00	COVER, cylinder head side 3	2	
44	90480-18411	GROMMET	6	
45	90480-19471	GROMMET	2	
46	90110-06171	BOLT, hexagon socket head	8	
47	90387-06518	COLLAR	6	
48	90387-072W2	COLLAR	2	
49	90201-06697	WASHER, plate	6	
50	3BT-11195-00	WASHER, plate	4	
51	3BT-11196-00	GASKET, cylinder head side	1	

FIG. 2 CYLINDER

REF. NO.	PART NO.	DESCRIPTION	Q'TY	REMARKS
1	2GV-11310-00	CYLINDER	1	
2	2GV-11320-00	CYLINDER 2	1	
3	93210-81411	O-RING	2	
4	15A 11162-00	ABSORBER 2	6	
5	51311-06085	BOLT	2	
6	3BT-11351-00	GASKET, cylinder	2	



2GV110-7020

B4

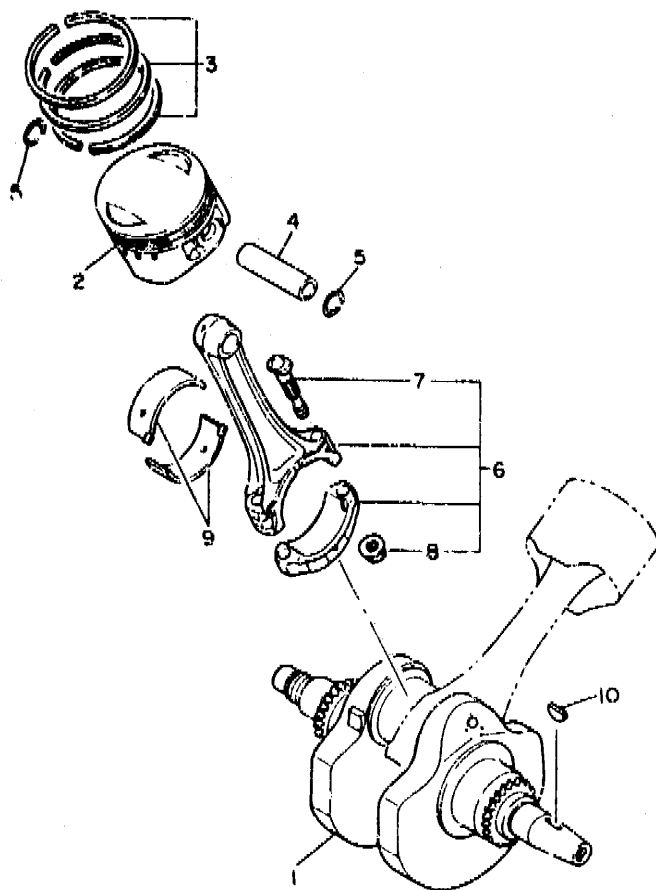


FIG. 3 CRANKSHAFT, PISTON

REF. NO.	PART NO.	DESCRIPTION	Q'TY	REMARKS
1	22U-11411-00	CRANKSHAFT	1	
2	2GV-11631-00	PISTON (STD)	2	
	2GV-11636-00	PISTON (0.50MM O/S)	2	AP
	2GV-11638-00	PISTON (1.00MM O/S)	2	AP
3	2GV-11610-00	PISTON RING SET (STD)	2	
	2GV-11610-20	PISTON RING SET (0.50MM O/S)	2	AP
	2GV-11610-40	PISTON RING SET (1.00MM O/S)	2	AP
4	22U-11633-01	PIN, piston	2	
5	93450-19052	CIRCLIP	4	
6	22U-11650-00	CONNECTING ROD ASSY	2	
7	22U-11654-00	.BOLT, connecting rod	2	
8	90179-08327	.NUT	2	
9	22U-11656-00	PLANE BEARING, connecting rod	4	UR BLUE
	22U-11656-10	PLANE BEARING, connecting rod	4	UR BLACK
	22U-11656-20	PLANE BEARING, connecting rod	4	UR BROWN
	22U-11656-30	PLANE BEARING, connecting rod	4	UR GREEN
10	90280-05048	KEY, woodruff	1	



2GV110-7030

B5

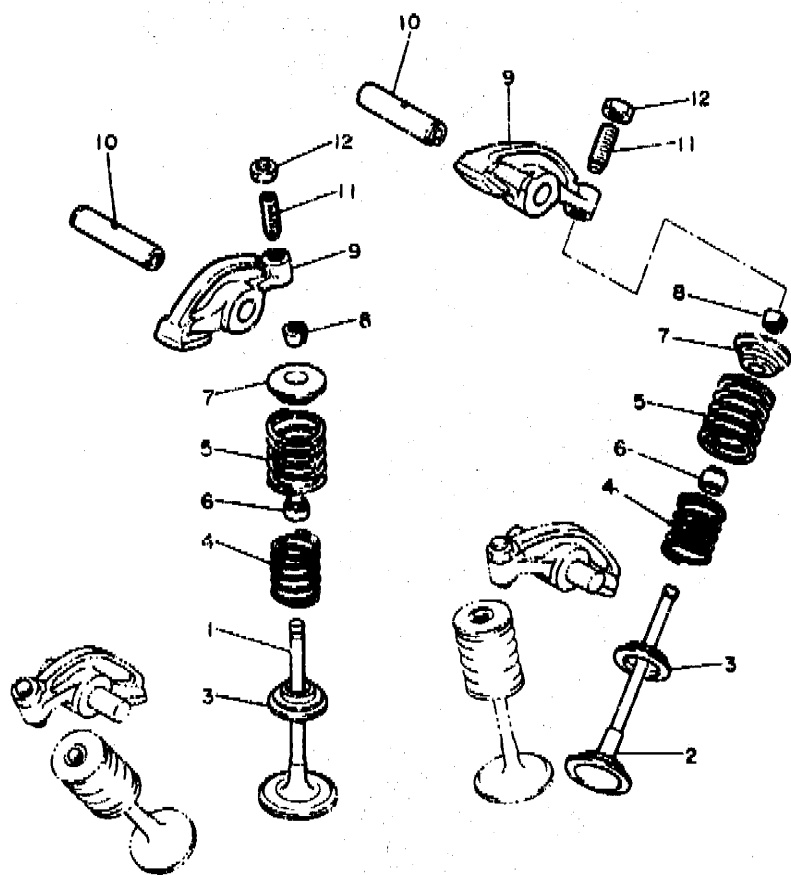


FIG. 4 VALVE

REF. NO.	PART NO.	DESCRIPTION	Q'TY	REMARKS
1	22U-12111-00	VALVE, intake	2	
2	22U-12121-01	VALVE, exhaust	2	
3	3Y1-12116-00	SEAT, valve spring	4	
4	22U-12113-00	SPRINC. valve inner	4	
5	22U-12114-00	SPRING, valve outer	4	
6	1J7-12119-01	SEAL, valve stem	4	
7	3Y1-12117-01	RETAINER, valve spring	4	
8	1J7-12118-00	COTTER, valve	8	
9	22U-12151-00	ARM, valve rocker	4	
10	22U-12156-01	SHAFT, rocker 2	4	
11	22U-12159-00	SCREW, valve adjusting	4	
12	90170-06128	NUT	4	

22U110-3050

B6

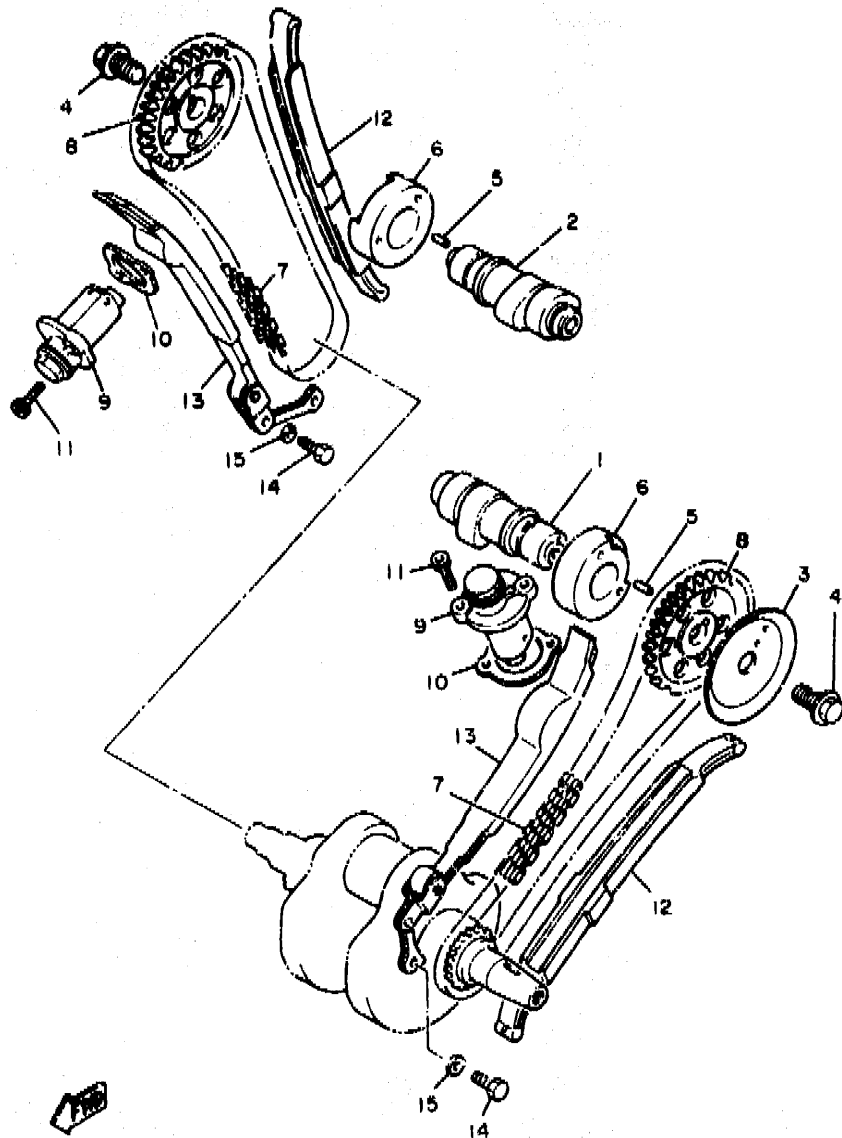
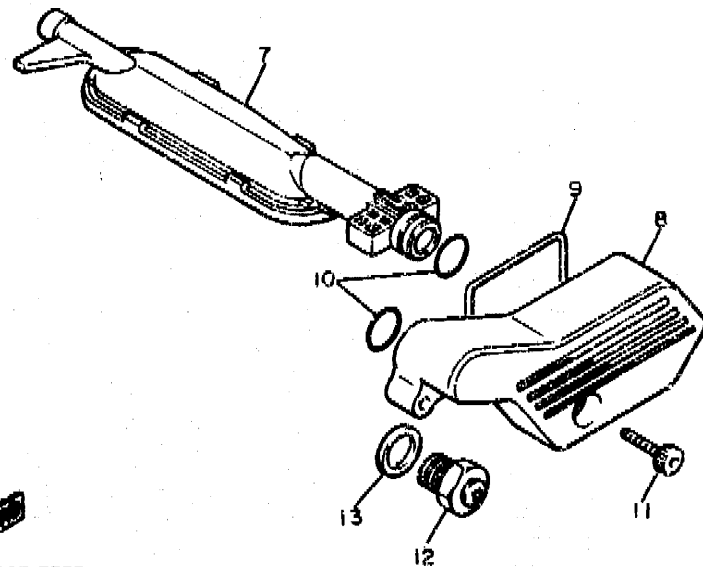
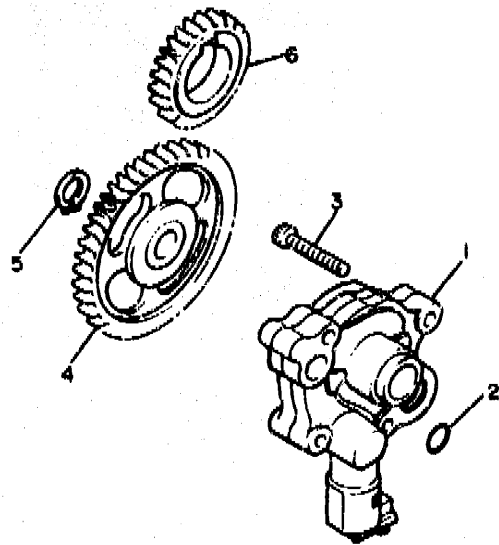


FIG. 5 CAMSHAFT. CHAIN

REF. NO.	PART NO.	DESCRIPTION	Q'TY	REMARKS
1	22U-12171-01	CAMSHAFT 1	1	
2	22U-12181-01	CAMSHAFT 2	1	
3	22U-11145-00	PLATE, breather 2	1	
4	90105-10217	BOLT, washer based	2	
5	93605-10108	PIN, dowel	2	
6	90380-28110	BUSH, solid	2	
7	94590-27118	CHAIN	2	
8	22U-12176-01	SPROCKET, cam chain	2	
9	11H-12210-C7	TENSIONER ASSY, cam chain	2	
10	3BT-12213-00	GASKET, tensioner case	2	
11	91311-06025	BOLT	4	
12	22U-12231-00	GUIDE, stopper 1	2	
13	22U-12241-00	GUIDE, stopper 2	2	
14	97021-06016	BOLT	4	
15	92901-06600	WASHER, plate	4	

22U110-3040

B7



2GV110-7080

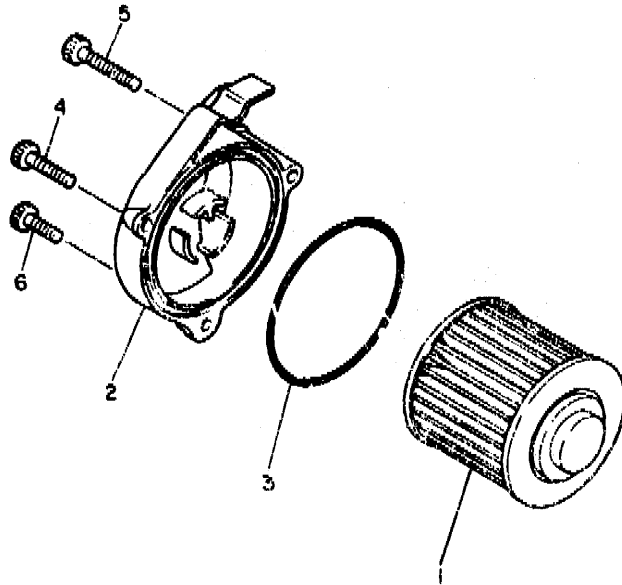
FIG. 6 OIL PUMP

REF. NO.	PART NO.	DESCRIPTION	QTY	REMARKS
1	22U-13300-00	OIL PUMP ASSY	1	
2	93210-10096	O-RING	1	
3	91311-06030	BOLT	3	
4	22U-13325-00	GEAR, driven (39T)	1	
5	99009-11400	CIRCLIP	1	
6	22U-13324-00	GEAR, drive (24T)	1	
7	22U-13410-00	STRAINER HOUSING ASSY	1	
8	2GV-13417-00	COVER, strainer	1	
9	22U-13415-00	SEAL, oil strainer	1	
10	93210-15151	O-RING	2	
11	91311-06025	BOLT	3	
12	11H-13455-00	PLUG	1	
13	214-11198-01	GASKET	1	

B8

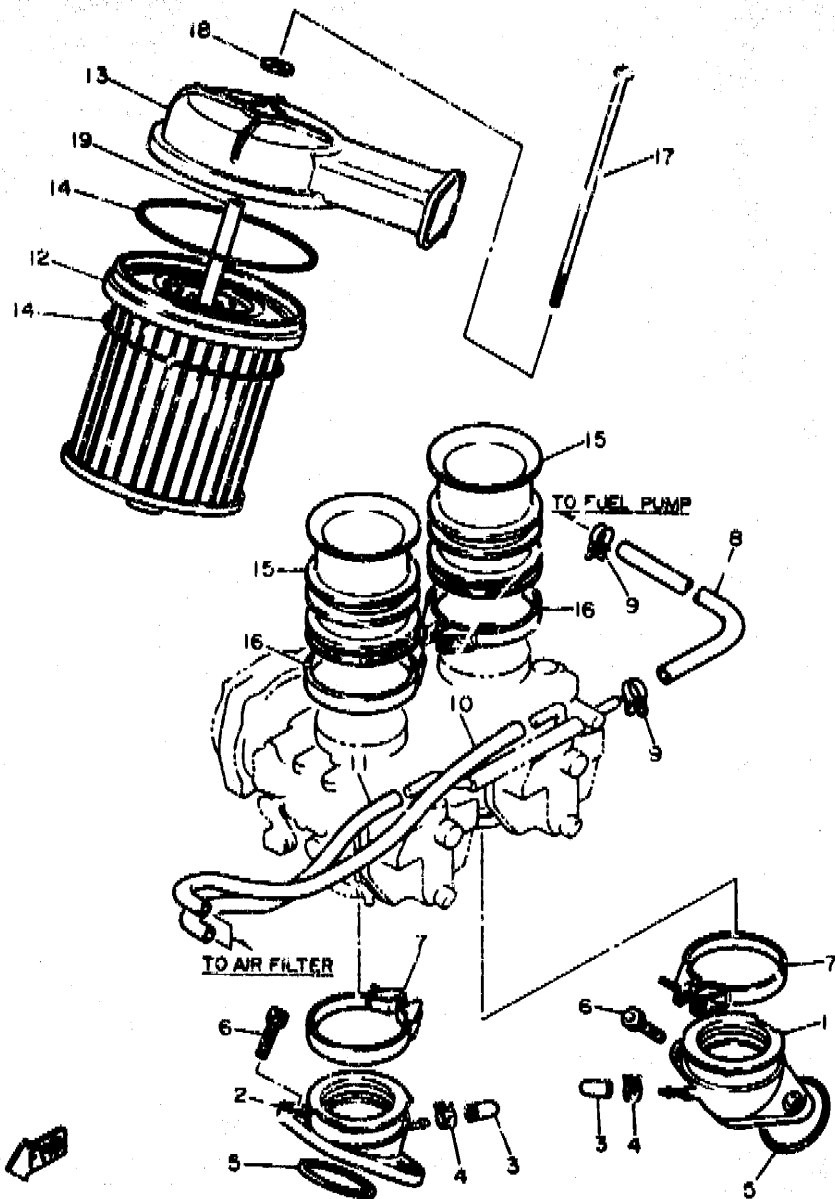
FIG. 7 OIL CLEANER

REF. NO.	PART NO.	DESCRIPTION	Q'TY	REMARKS
1	4X7-13440-90	ELEMENT ASSY, oil cleaner	1	
2	2NT-13447-00	COVER, oil element	1	
3	93210-64297	O-RING	1	
4	91311-06060	BOLT	1	
5	91311-06095	BOLT	1	
6	91311-06025	BOLT	1	



2GV110-7070

E9



2GV110-7080

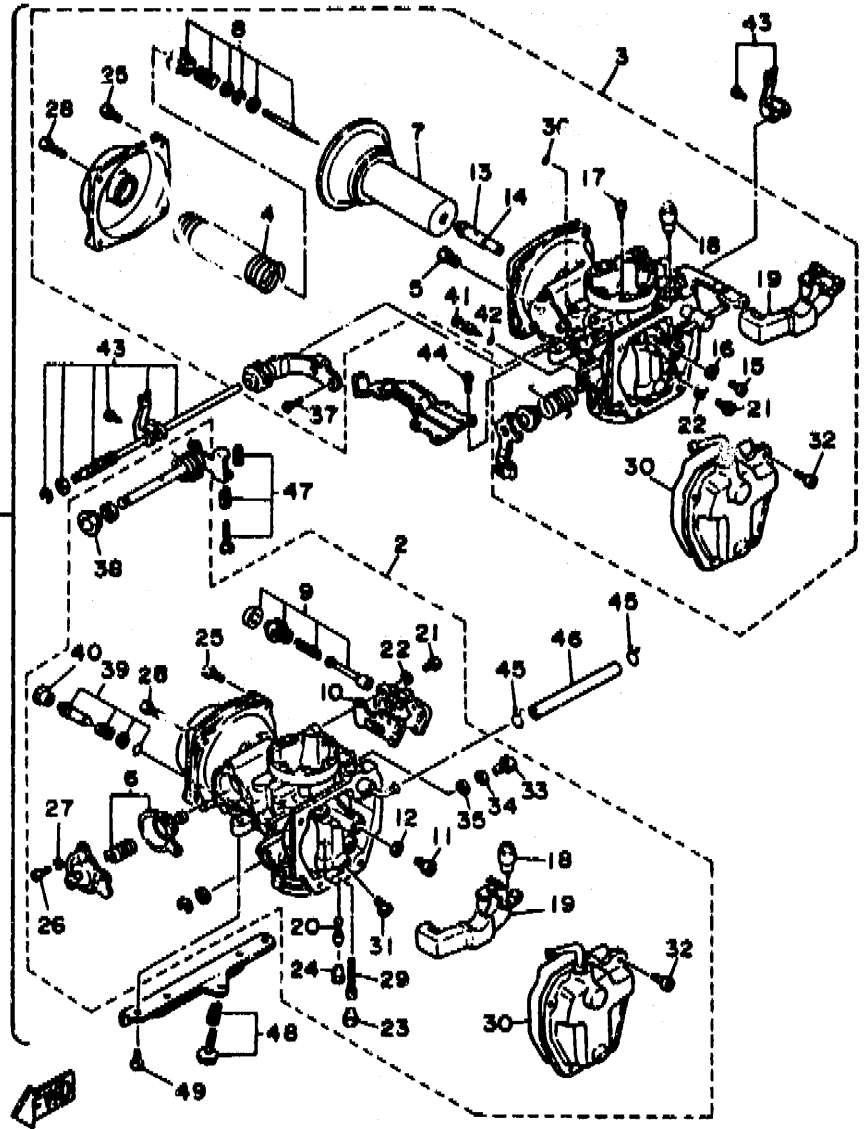
FIG. 8 INTAKE

REF. NO.	PART NO.	DESCRIPTION	Q'TY	REMARKS
1	2GV-13586-00	JOINT, carburetor 1	1	
2	2GV-13596-00	JOINT, carburetor 2	1	
3	16G-13569-00	PLUG, blind	1	
4	90467-10039	CLIP	1	
5	93210-36549	O-RING	2	
6	91316-06020	BOLT	4	
7	90460-52264	CLAMP, hose	2	
8	90445-111F3	HOSE	1	
9	90460-12256	CLAMP, hose	2	
10	2GV-14197-00	PIPE	1	
11	2GV-14987-00	HOSE	1	
12	2GV-14451-00	ELEMENT, air cleaner	1	
13	2GV-14412-00	CAP, cleaner case 1	1	
14	52W-14452-00	SEAL	2	
15	22U-14469-00	FUNNEL, air	2	
16	90460-58015	CLAMP, hose	2	
17	96511-06160	SCREW, pan head	1	
18	90201-06067	WASHER, plate	1	
19	90387-062T3	COLLAR	1	

B10

FIG. 9 CARBURETOR

REF. NO.	PART NO.	DESCRIPTION	Q'TY	REMARKS
1	3BM-14900-10	CARBURETOR ASSY	1	
2	3BM-14901-10	..CARBURETOR ASSY 1	1 (# 1)	
3	3BM-14902-10	..CARBURETOR ASSY 2	1 (# 2)	
4	1FK-14933-00	..SPRING, diaphragm	1	
5	3G2-14231-34	..JET, pilot air (#170)	1	
6	22U-1490H-00	..DIAPHRAGM SET, 5	1	
7	41R-14940-00	..DIAPHRAGM ASSY	1	
8	3BM-1490J-00	..NEEDLE SET	1 (# 1)	
	3BM-1490J-10	..NEEDLE SET	1 (# 2)	
9	11H-1410A-00	..STARTER SET	1	
10	22U-14536-00	..GASKET	1	
11	22U-14565-00	..SCREW	1	
12	137-14153-00	..WASHER, main jet	1	
13	2JU-14141-90	..NOZZLE, main	1	
14	22U-14147-00	..O-RING	1	
15	98506-04018	..SCREW, pan head	1	
16	92902-04100	..WASHER, spring	1	
17	3G2-14231-14	..JET, pilot air (#70)	1	
18	1FK-14190-15	..NEEDLE VALVE ASSY	1	
19	3JB-14985-00	..FLOAT	1	
20	4G0-14142-35-A0	..JET, pilot (#35)	1	
21	98511-04012	..SCREW, pan head	4	
22	92901-04100	..WASHER, spring	4	
23	22U-14968-00	..CAP	1	
24	22V-14968-00	..CAP	1	
25	98501-05016	..SCREW, pan head	3	
26	98580-04010	..SCREW, pan head	3	
27	92901-04100	..WASHER, spring	3	

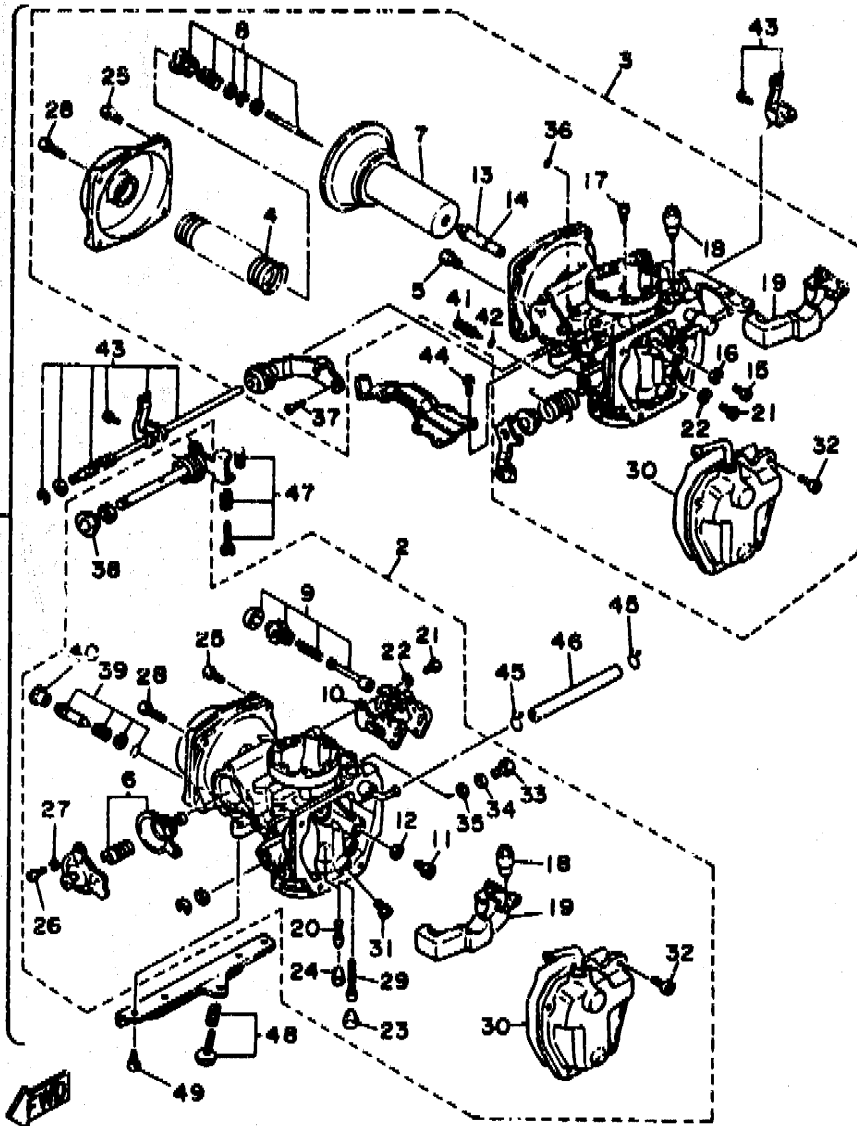


3BM43R1-0090

B11

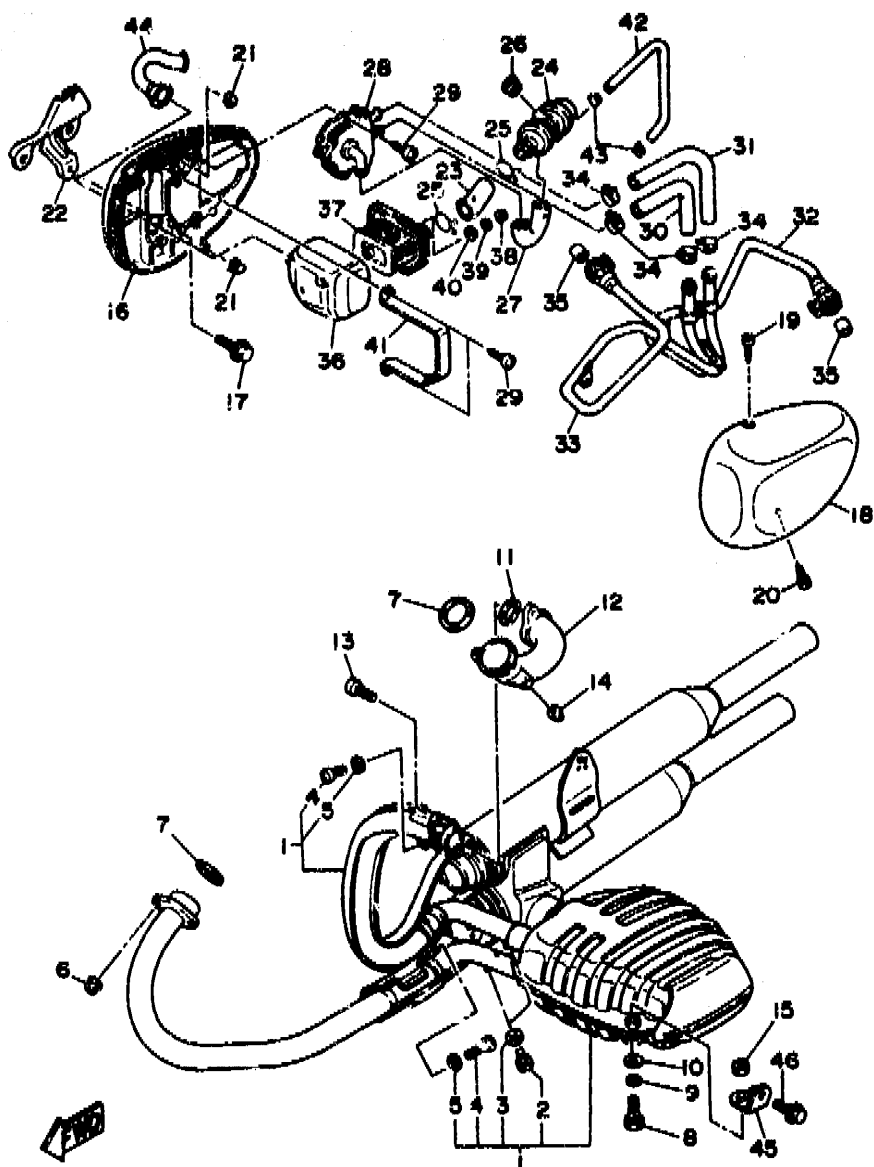
FIG. 9 CARBURETOR

REF. NO.	PART NO.	DESCRIPTION	Q'TY	REMARKS
28	90157-05050	..SCREW, pan head	1	
29	2JU-1414G-00	..PIPE, main breed	1	
30	22V-14147-00	..O-RING	1	
31	3G2-14231-27	..JET, main (#135)	1	
32	98501-05012	..SCREW, pan head	4	
33	341-14991-00	..SCREW	1	
34	26H-14952-00	..WASHER	1	
35	22U-14952-00	..WASHER	1	
36	93210-03119	..O-RING	1	
37	98701-06010	..SCREW, flat head	2	
38	341-14954-00	..WASHER	1	
39	12R-14105-00	..PILOT SCREW SET	1	
40	2RJ-14118-00	..CAP	1	
41	2L1-14191-00	..PLUG, drain	1	
42	214-14147-00	..O-RING	1	
43	2GV-1490L-00	..STARTER LEVER SET, 1	1	
44	98501-05010	..SCREW, pan head	4	
45	90467-10008	..CLIP	2	
46	31H-14987-00	..HOSE	1	
47	22U-1490K-00	..STOP SCREW SET	1	
48	22U-14103-00	..THROTTLE SCREW SET	1	
49	98580-06012	..SCREW, pan head	4	



38M4361-0080

B12

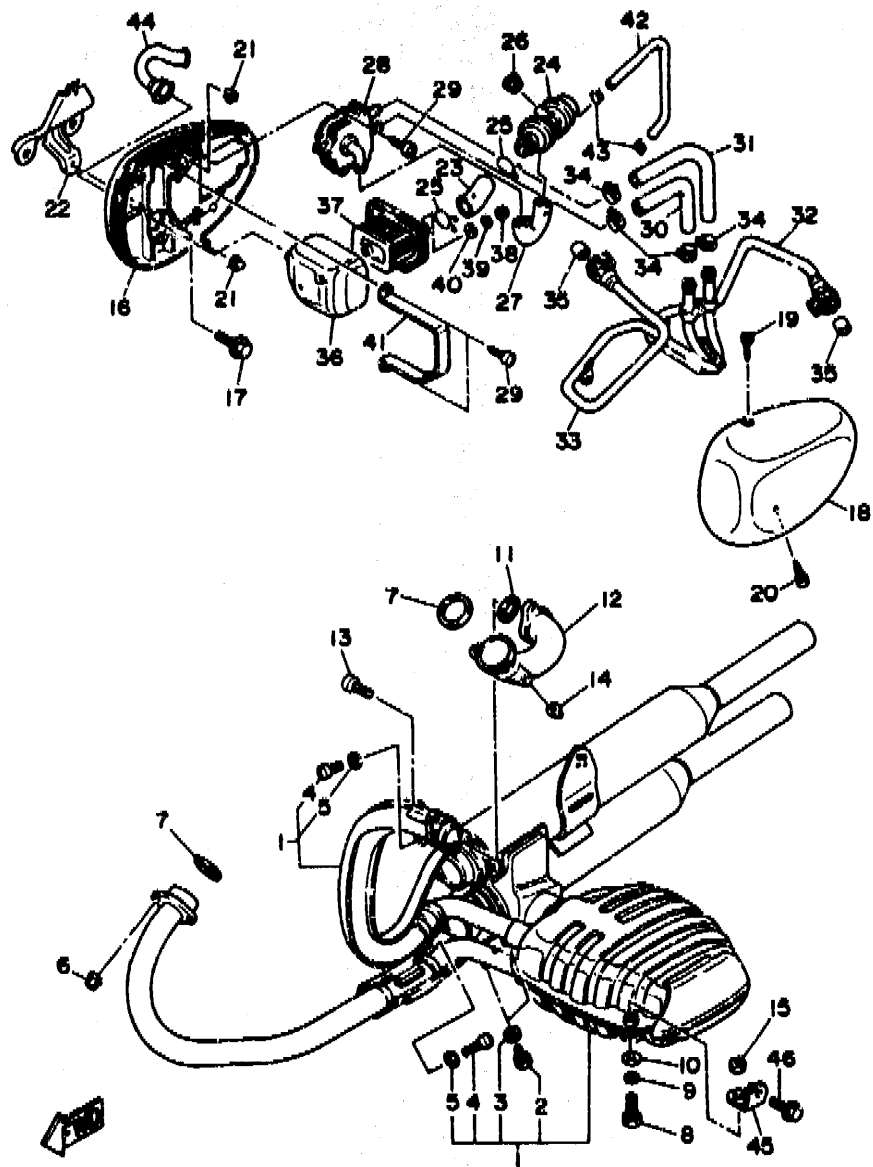


38M2361-9100

FIG. 10 EXHAUST

REF. NO.	PART NO.	DESCRIPTION	Q'TY	REMARKS
1	38M-14703-10	MUFFLER COMP 1	1	
2	90101-06576	.BOLT	2	
3	92906-06600	.WASHER, plate	2	
4	92501-06014	.SCREW, pan head	2	
5	92901-06600	.WASHER, plate	2	
6	90179-08410	NUT	2	
7	4BE-14613-00	GASKET, exhaust pipe	2	
8	97026-08030	BOLT	1	
9	92906-08700	WASHER	1	
10	92906-08600	WASHER, plate	1	
11	4BR-14613-00	GASKET, exhaust pipe	1	
12	2GV-14625-00	JOINT, exhaust 2	1	
13	91311-06025	BOLT	2	
14	90185-08097	NUT, self-locking	2	
15	95316-08700	NUT	1	
16	2GV-14663-00	PLATE, air cleaner	1	
17	95801-06016	BOLT, flange	2	
18	2GV-14603-00	COVER 1	1	
19	97701-40012	SCREW, tapping	1	
20	90163-04003	SCREW, tapping	1	
21	90183-04027	NUT, spring	2	
22	2GV-14484-00	PLATE, cleaner case fitting	1	
23	38M-14882-00	HOSE, bend 2	1	
24	1RV-14840-00	AIR CUT VALVE ASSY	1	
25	90467-26111	CLIP	2	
26	90338-10132	PLUG	1	
27	38M-14883-00	HOSE, bend 3	1	
28	38M-14808-00	REED VALVE ASSY	1	

B13



38M2361-9100

FIG. 10 EXHAUST

REF. NO.	PART NO.	DESCRIPTION	Q'TY	REMARKS
29	97701-60114	SCREW, tapping	5	
30	38M-14884-00	HOSE, bend 4	1	
31	38M-14885-00	HOSE, bend 5	1	
32	38M-14871-02	PIPE 1	1	
33	38M-14872-01	PIPE 2	1	
34	90468-08104	CLIP	4	
35	42H-14714-00	GASKET, muffler	2	
36	42H-14857-00	CASE, air cleaner	1	
37	42H-14858-00	CAP, case	1	
38	95303-05600	NUT	1	
39	92990-05200	WASHER, plain	1	
40	90202-05057	WASHER, plate	1	
41	38M-14867-00	BRACKET	1	
42	38M-13542-00	HOSE, vacuum sensing 1	1	
43	90467-08092	CLIP	2	
44	17A-14881-00	HOSE, bend 1	1	
45	26V-2138L-00	BRACKET 2	1	
46	95816-08016	BOLT, flange	1	

B14

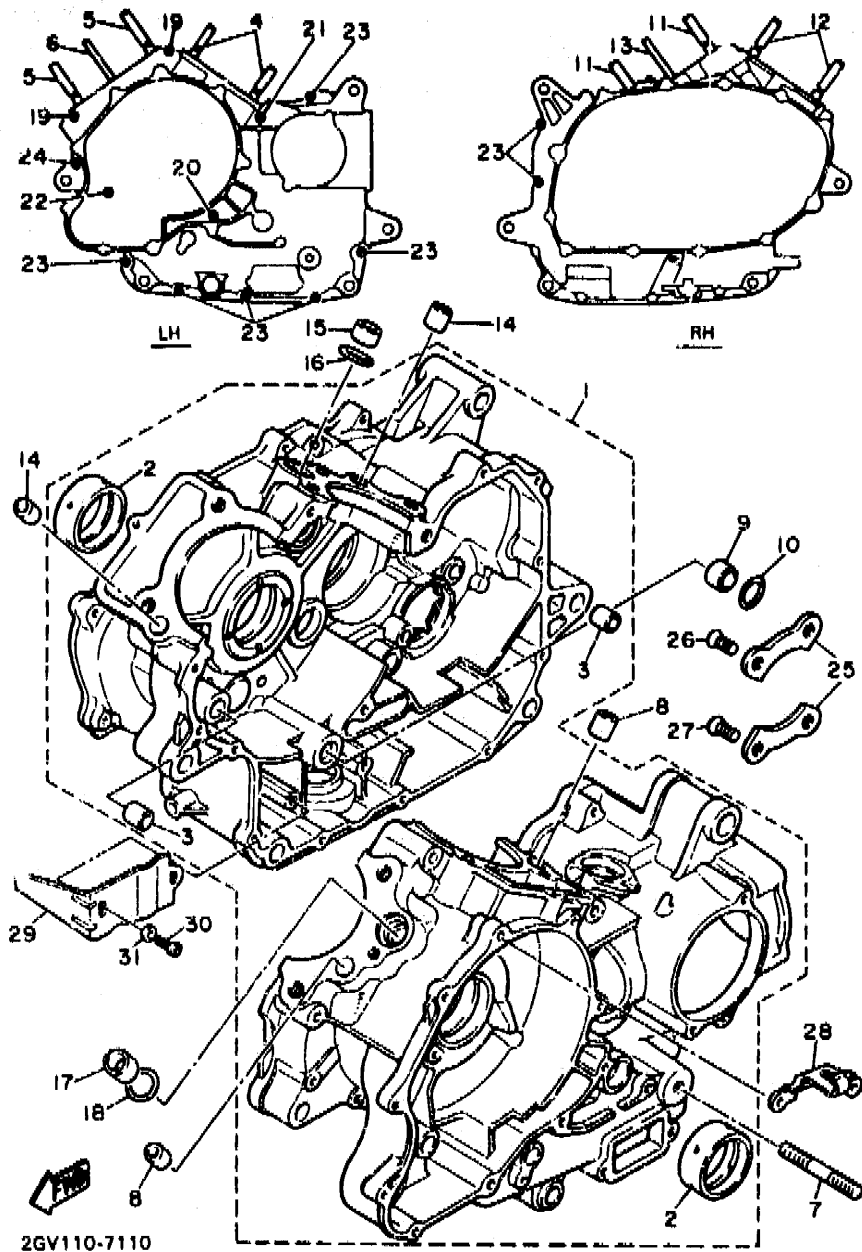


FIG. 11 CRANKCASE

REF. NO.	PART NO.	DESCRIPTION	Q'TY	REMARKS
1	2GV-15100-00	CRANKCASE ASSY	1	
2	22U-11416-80	.PLANE BEARING, crankshaft 1	2	UR BLUE
	22U-11416-90	.PLANE BEARING, crankshaft 1	2	UR GREEN
3	91810-17016	.PIN, dowel	2	
4	90116-10406	BOLT, stud	2	
5	90116-10405	BOLT, stud	2	
6	90116-08404	BOLT, stud	1	
7	95611-10680	BOLT, stud	1	
8	99530-14016	PIN, dowel	2	
9	90387-16547	COLLAR	1	
10	93210-18322	O-RING	1	
11	90116-10406	BOLT, stud	2	
12	90116-10405	BOLT, stud	2	
13	90116-08404	BOLT, stud	1	
14	99530-14016	PIN, dowel	2	
15	90387-16547	COLLAR	1	
16	93210-18322	O-RING	1	
17	90387-16547	COLLAR	1	
18	93210-18322	O-RING	1	
19	91311-08060	BOLT	2	
20	91311-08080	BOLT	1	
21	91311-08080	BOLT	1	
22	91311-06095	BOLT	1	
23	91311-06045	BOLT	8	
24	91311-06055	BOLT	1	
25	11H-15383-01	PLATE, bearing cover	2	
26	90151-08022	SCREW, countersunk	1	
27	90149-08152	SCREW	3	

B15

CONTENTS

ENGINE

Cylinder Head	B2 ~ B3
Cylinder	B4
Crankshaft, Piston	B5
Valve	B6
Camsshaft, Chain	B7
Oil Pump	B8
Oil Cleaner	B9
Intake	B10
Carburetor	B11 ~ B12
Exhaust	B13 ~ B14
Crankcase	B15 ~ C2
Crankcase Cover 1	C3 ~ C4
Starter Clutch	C5
Clutch	C6 ~ C7
Transmission	C8
Middle Drive Gear	C9
Shift Cam, Fork	C10
Shift Shaft	C11

CHASSIS

Frame	C12 ~ C13
Fender	C14 ~ C15
Side Cover	D2 ~ D3
Rear Arm. Suspension	D4
Drive Shaft	D5 ~ D6
Steering	D7 ~ D8
Front Fork	D9 ~ D10
Fuel Tank	D11 ~ D13
Seat	D14

Front Wheel	D15
Front Brake Caliper	E2
Rear Wheel	E3 ~ E4
Steering Handle, Cable	E5
Front Master Cylinder	E6
Stand, Footrest	E7 ~ E9
Generator	E10
Starting Motor	E11
Flasher Light	E12 ~ E13
Meter	E14
Headlight	E15
Taillight	F2
Handle Switch, Lever	F3
Electrical 1	F4
Electrical 2	F5

INDEX

Numerical Index	M1 ~ M4
-----------------------	---------

CONTENTS

ENGINE

Cylinder Head	B2 ~ B3
Cylinder	B4
Crankshaft, Piston	B5
Valve	B6
Camshaft, Chain	B7
Oil Pump	B8
Oil Cleaner	B9
Intake	B10
Carburetor	B11 ~ B12
Exhaust	B13 ~ B14
Crankcase	B15 ~ C2
Crankcase Cover 1	C3 ~ C4
Starter Clutch	C5
Clutch	C6 ~ C7
Transmission	C8
Middle Drive Gear	C9
Shift Cam, Fork	C10
Shift Shaft	C11

CHASSIS

Frame	C12 ~ C13
Fender	C14 ~ C15
Side Cover	D2 ~ D3
Rear Arm, Suspension	D4
Drive Shaft	D5 ~ D6
Steering	D7 ~ D8
Front Fork	D9 ~ D10
Fuel Tank	D11 ~ D13
Seat	D14

Front Wheel	D15
Front Brake Caliper	E2
Rear Wheel	E3 ~ E4
Steering Handle, Cable	E5
Front Master Cylinder	E6
Stand, Footrest	E7 ~ E9
Generator	E10
Starting Motor	E11
Flasher Light	E12 ~ E13
Meter	E14
Headlight	E15
Taillight	F2
Handle Switch, Lever	F3
Electrical 1	F4
Electrical 2	F5

INDEX

Numerical Index	M1 ~ M4
-----------------------	---------

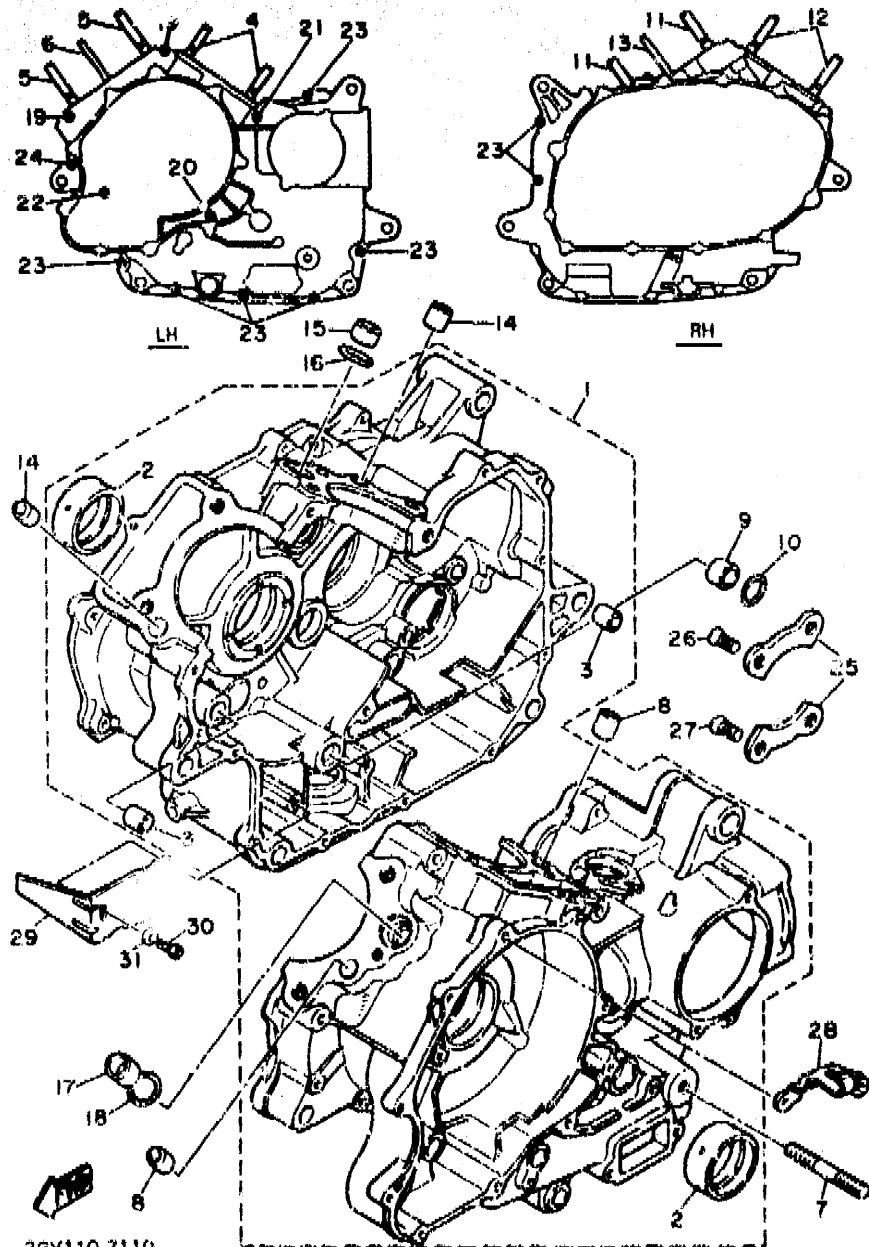


FIG. 11 CRANKCASE

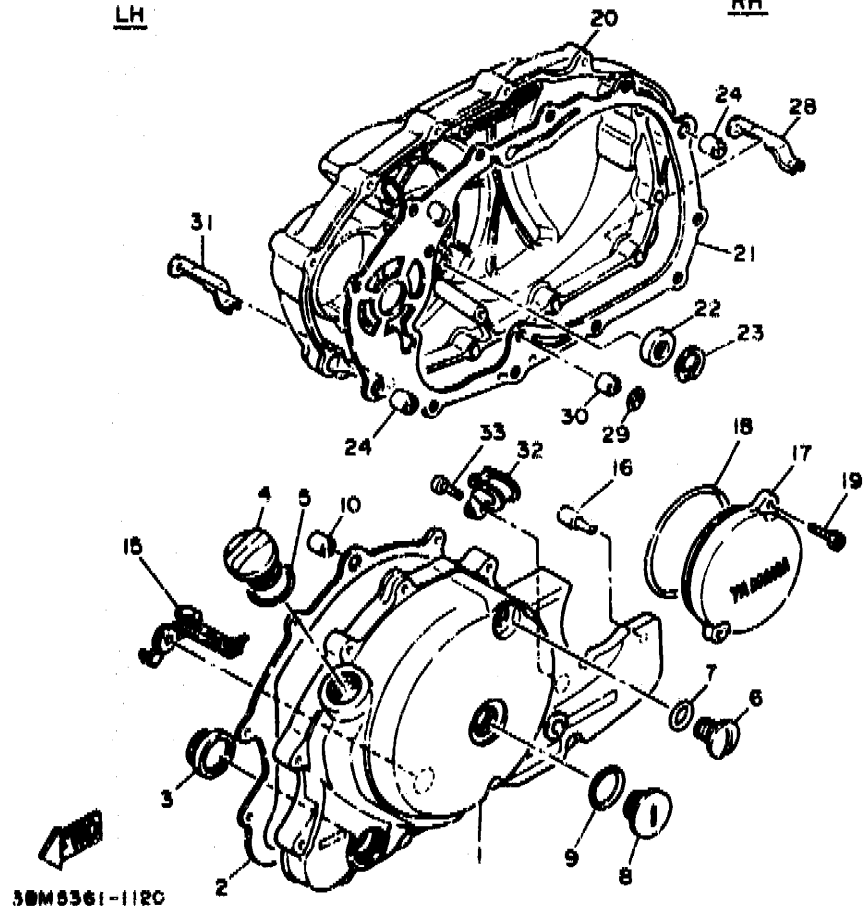
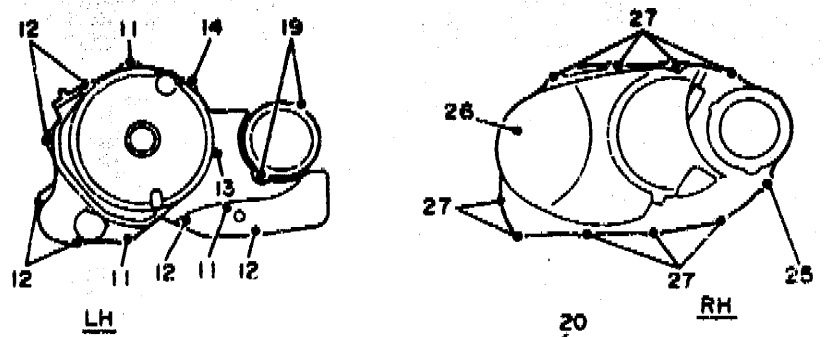
REF. NO.	PART NO.	DESCRIPTION	Q'TY	REMARKS
28	22U-15441-01	HOLDER, clutch cable	1	
29	22U-15123-00	PLATE, baffle 1	1	
30	98501-06012	SCREW, pan head	2	
31	92901-06600	WASHER, plate	2	

2GV110-7110

C2

FIG. 12 CRANKCASE COVER 1

REF. NO.	PART NO.	DESCRIPTION	Q'TY	REMARKS
1	2NT-15411-01	COVER, crankcase 1	1	
2	3BT-15451-00	GASKET, crankcase cover 1	1	
3	2H7-15361-00	GAUGE, level	1	
4	3F9-15362-00	PLUG, oil level	1	
5	93210-27778	O-RING	1	
6	90340-14068	PLUG, straight screw	1	
7	93210-14369	O-RING	1	
8	90340-32088	PLUG, straight screw	1	
9	93210-32172	O-RING	1	
10	99530-10014	PIN, dowel	2	
11	91311-06040	BOLT	3	
12	91311-06025	BOLT	5	
13	91311-06055	BOLT	1	
14	91311-06030	BOLT	1	
15	3BT-15484-00	CLAMP 2	1	
16	2GV-15316-00	DAMPER, engine mount 1	1	
17	2GV-15415-00	COVER, generator	1	
18	93210-74316	O-RING	1	
19	91311-06018	BOLT	2	
20	2NT-15421-00	COVER, crankcase 2	1	
21	3BT-15461-00	GASKET, crankcase cover 2	1	
22	93101-14089	OIL SEAL	1	
23	99009-25500	CIRCLIP	1	
24	99530-10020	PIN, dowel	2	
25	91311-06040	BOLT	1	
26	91311-06055	BOLT	1	
27	91311-06025	BOLT	9	
28	90462-10115	CLAMP	2	

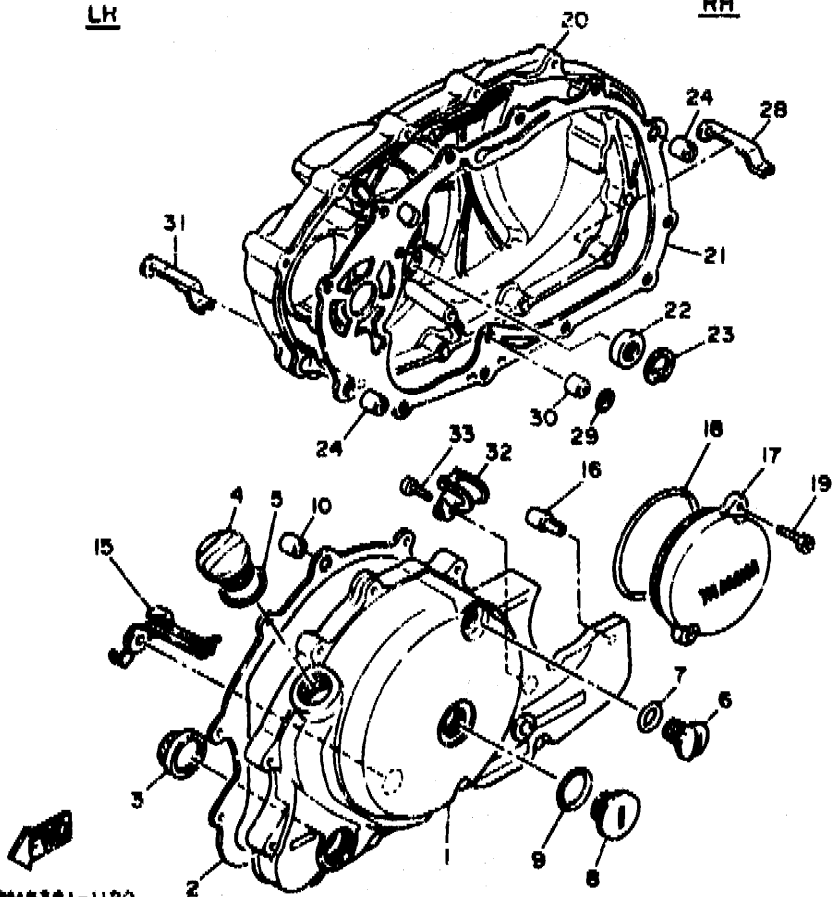
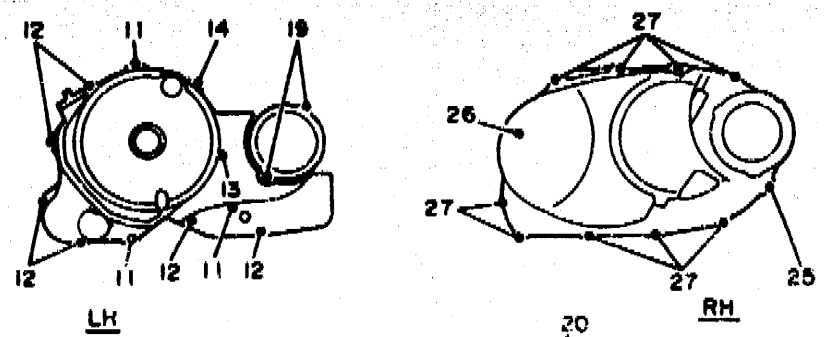


30M8361-112C

C3

FIG. 12 CRANKCASE COVER 1

REF. NO.	PART NO.	DESCRIPTION	Q'TY	REMARKS
29	93210-15566	O-RING	1	
30	91810-17016	PIN, dowel	1	
31	90462-10118	CLAMP	2	
32	90462-06119	CLAMP	1	
33	98501-06010	SCREW, pan head	1	



38M5361-1120

C4

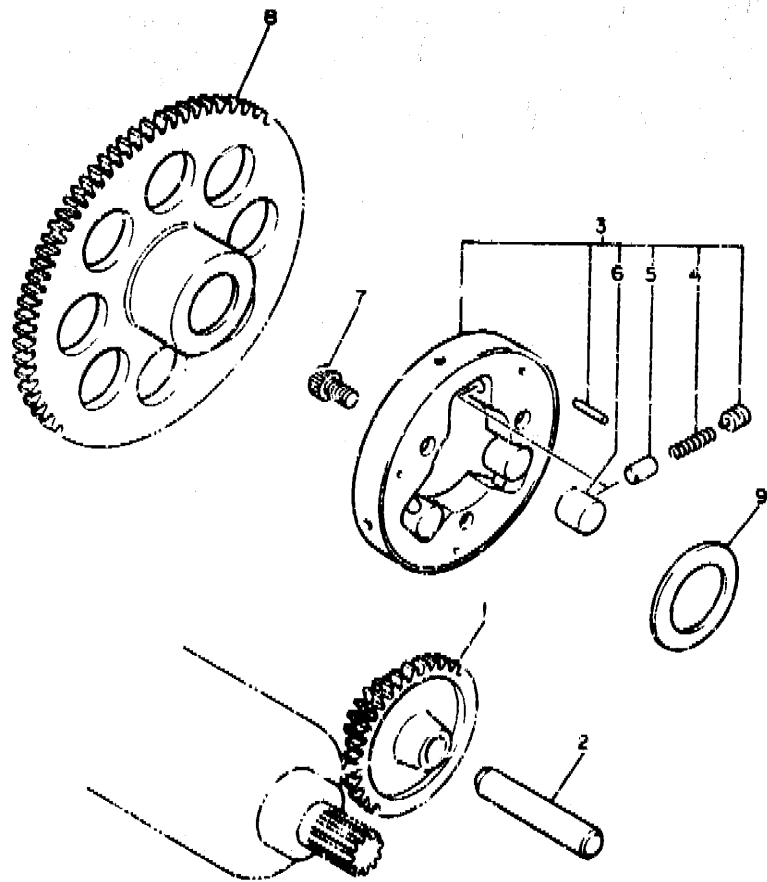
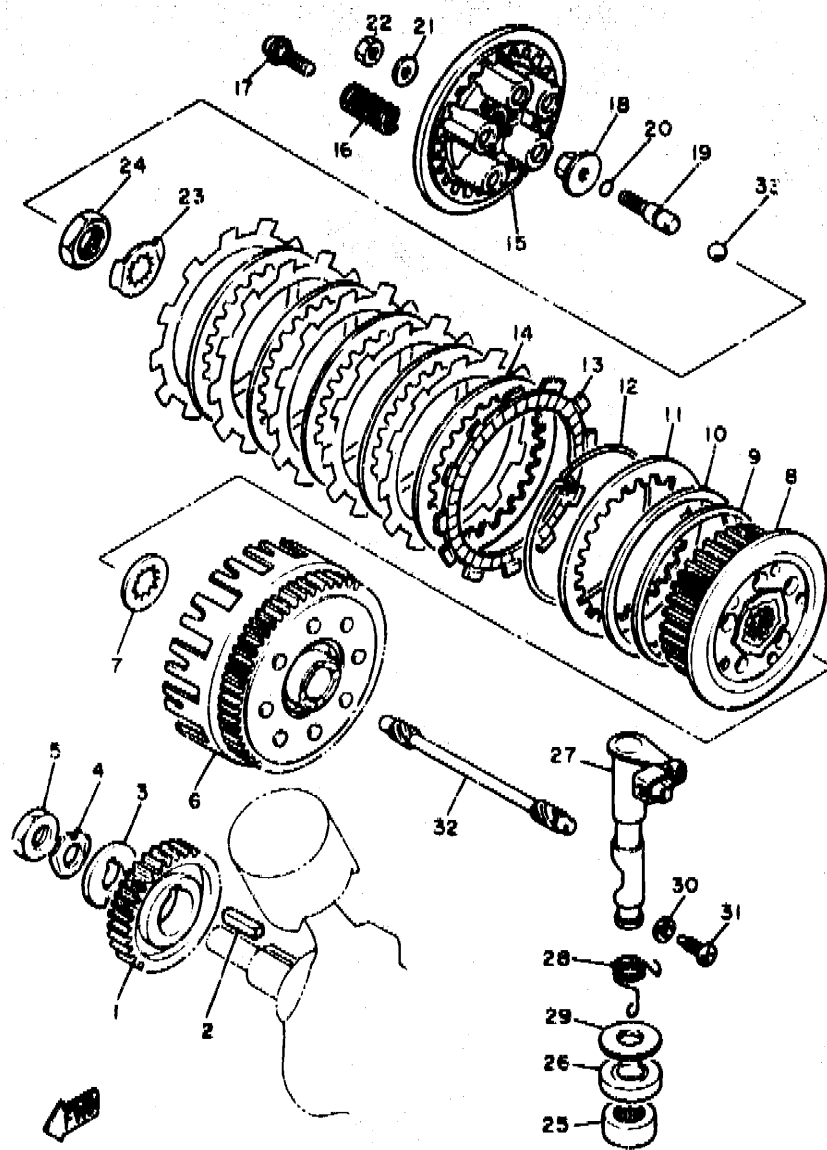


FIG. 13 STARTER CLUTCH

REF. NO.	PART NO.	DESCRIPTION	Q'TY	REMARKS
1	22U-15512-00	GEAR, idler 1 (12T-50T)	1	
2	5H0-15521-00	SHAFT 1	1	
3	22U-15580-00	STARTER CLUTCH OUTER ASSY	1	
4	90501-04623	.SPRING, compression	3	
5	341-15583-05	.CAP, starter clutch spring	3	
6	93615-12068	.PIN, dowel	3	
7	91316-08012	BOLT	3	
8	22U-15517-00	GEAR, idler 2 (66T)	1	
9	4A0-17216-00-10	SHIM (1.0T)	1	

27U110-3150

C5



22U110-3180

FIG. 14 CLUTCH

REF. NO.	PART NO.	DESCRIPTION	Q'TY	REMARKS
1	22U-16111-01	GEAR, primary drive	1	
2	90280-07036	KEY, woodruff	1	
3	90214-16026	WASHER, claw	1	
4	90215-16222	WASHER, lock	1	
5	90170-16311	NUT	1	
6	22U-16150-01	PRIMARY DRIVEN GEAR COMP.	1	
7	22L-16154-00	PLATE, thrust 1	1	
8	22U-16371-00	BOSS, clutch	1	
9	4X7-16384-00	PLATE, seat	1	
10	4X7-16383-01	SPRING, clutch boss	1	
11	4X7-16324-00	PLATE, clutch 1	1	
12	4X7-16385-00	RING, clutch boss	1	
13	22U-16321-00	PLATE, friction	6	
14	4X7-16325-00	PLATE, clutch 2	5	
15	22U-16351-00	PLATE, pressure 1	1	
16	90501-23738	SPRING, compression	5	
17	90159-06016	SCREW, with washer	5	
18	30X-16358-00	PLATE, push	1	
19	5Y1-16356-00	ROD, push 1	1	
20	93210-09525	O-RING	1	
21	92901-06200	WASHER, plain	1	
22	95303-06600	NUT	1	
23	90215-22244	WASHER, lock	1	
24	90170-20310	NUT	1	
25	93315-21813	BEARING, cylindrical	1	
26	93102-18278	OIL SEAL	1	
27	22U-16380-00	PUSH LEVER ASSY	1	
28	90508-16577	SPRING, torsion	1	

C6

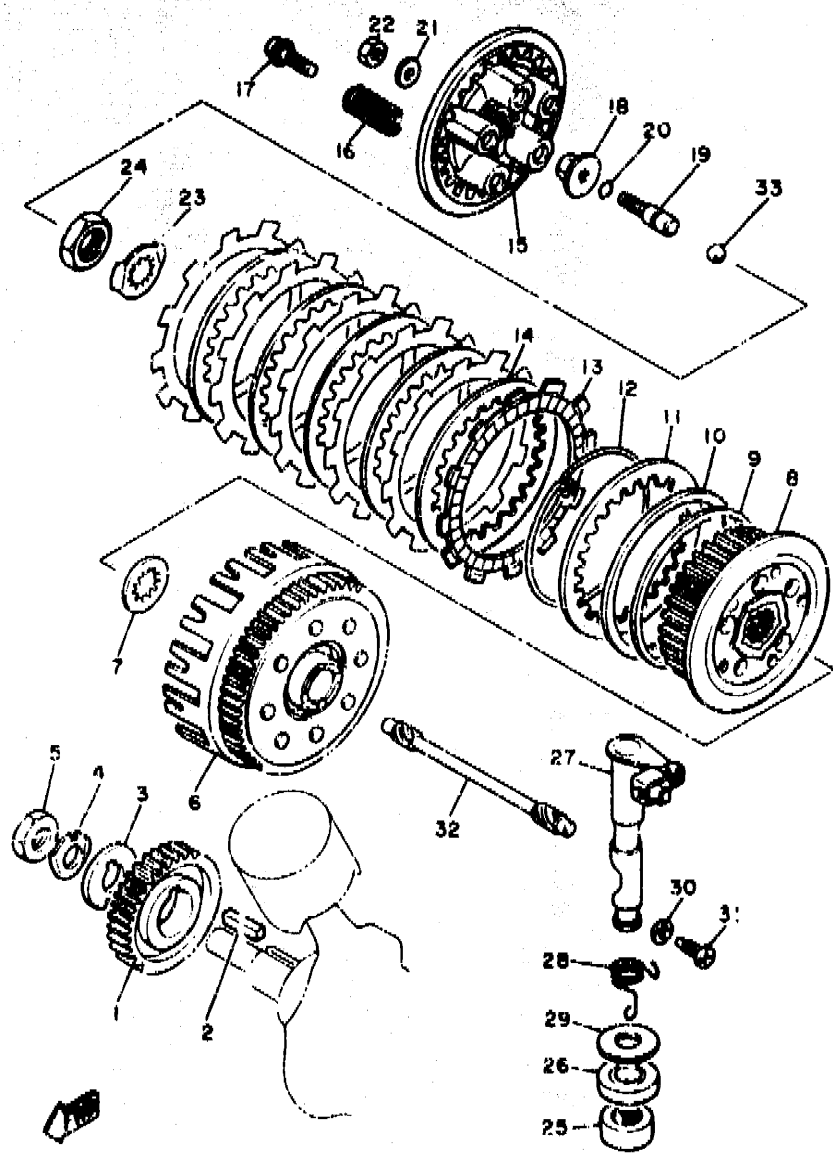


FIG. 14 CLUTCH

REF. NO.	PART NO.	DESCRIPTION	Q'TY	REMARKS
29	90201-18262	WASHER, plate	1	
30	90201-08087	WASHER, plate	1	
31	90149-08067	SCREW	1	
32	22U-16357-00	ROD, push 2	1	
33	93515-32029	BALL	1	

22U110-3160

C7

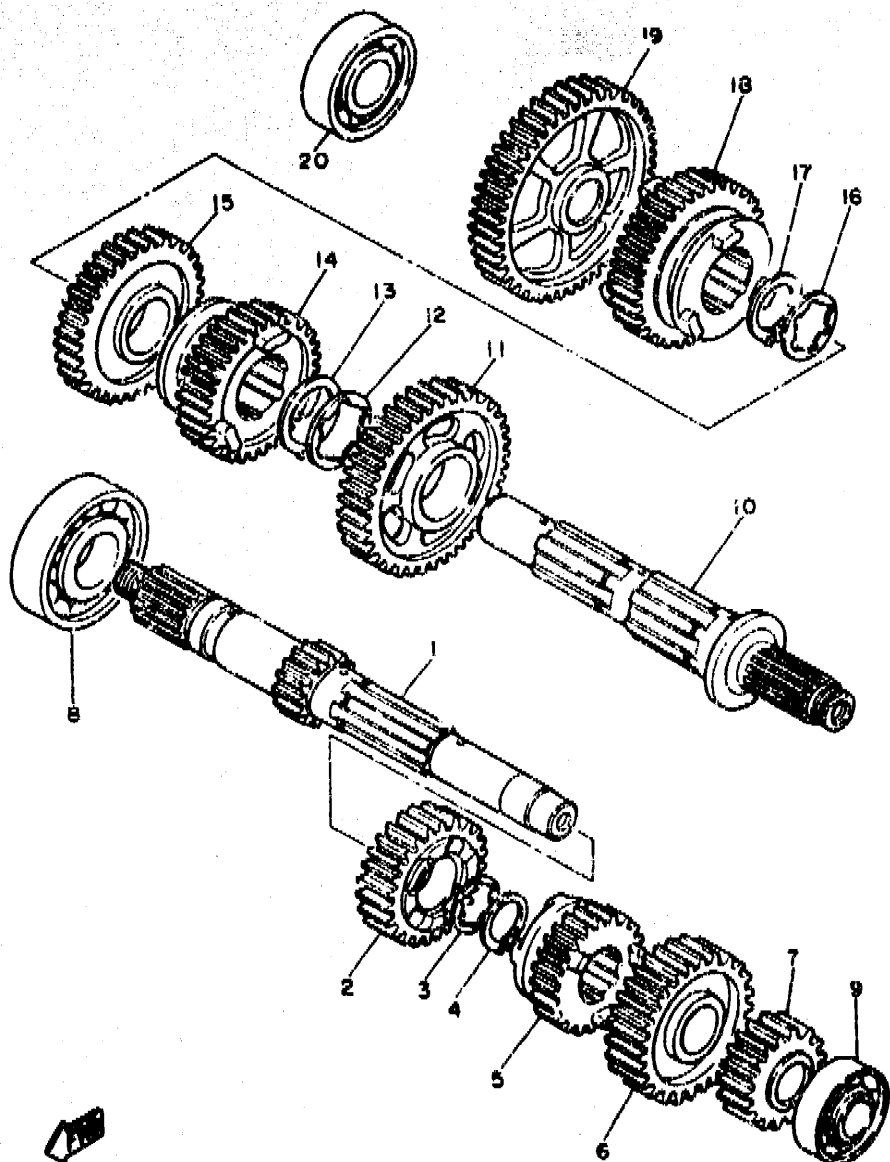


FIG. 15 TRANSMISSION

REF. NO.	PART NO.	DESCRIPTION	Q'TY	REMARKS
1	22U-17411-00	AXLE, main (14T)	1	
2	22U-17141-00	GEAR, 4th pinion (24T)	1	
3	90209-22191	WASHER	1	
4	93440-25084	CIRCLIP	1	
5	22U-17131-00	GEAR, 3rd pinion (24T)	1	
6	11H-17151-01	GEAR, 5th pinion (30T)	1	
7	11H-17121-00	GEAR, 2nd pinion (20T)	1	
8	93306-30525	BEARING (B6305)	1	
9	93305-00401	BEARING (B6004)	1	
10	22U-17402-00	DRIVE AXLE ASSY	1	
11	22U-17221-00	GEAR, 2nd wheel (38T)	1	
12	90209-27192	WASHER	1	
13	93440-30077	CIRCLIP	1	
14	11H-17251-00	GEAR, 5th wheel (29T)	1	
15	22U-17201-00	GEAR, 3rd wheel (35T)	1	
16	90209-22191	WASHER	1	
17	93440-25084	CIRCLIP	1	
18	22U-17241-00	GEAR, 4th wheel (28T)	1	
19	22U-17211-00	GEAR, 1st wheel (38T)	1	
20	93306-00428	BEARING	1	

2GV110-7150

C8

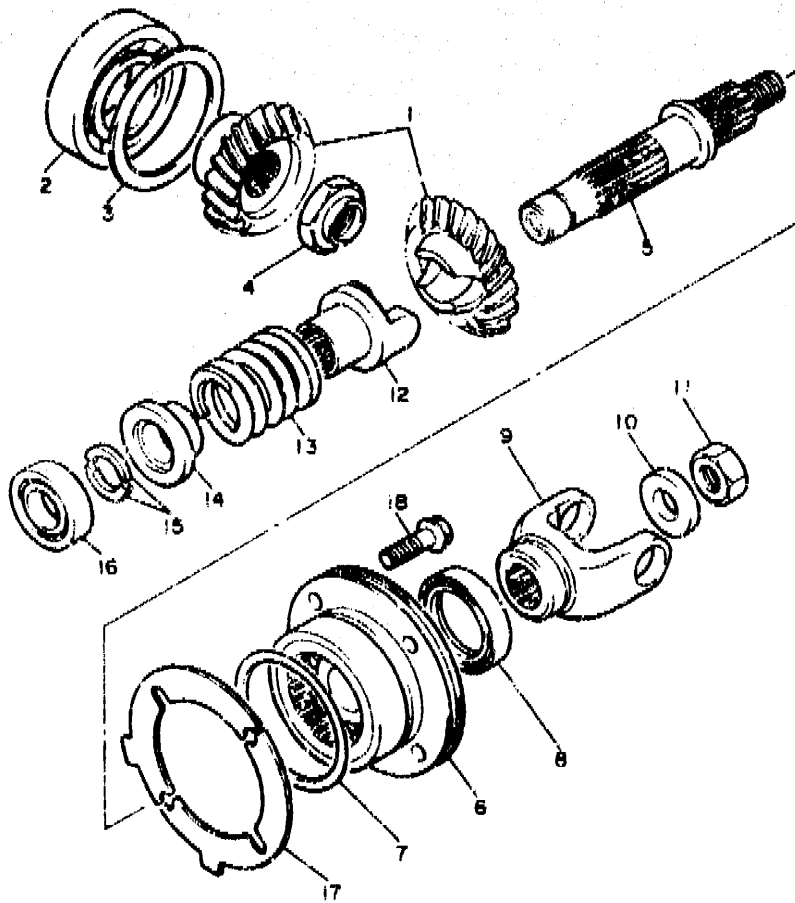
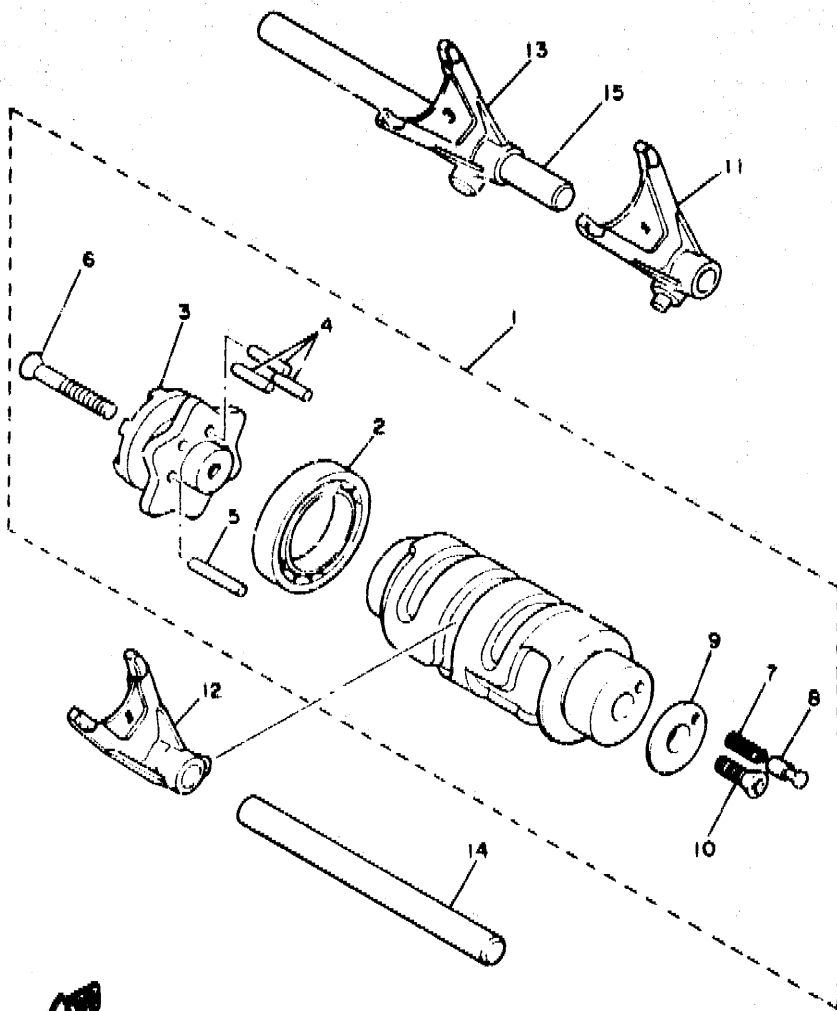


FIG. 16 MIDDLE DRIVE GEAR

REF. NO.	PART NO.	DESCRIPTION	Q'TY	REMARKS
1	22U-Y1754-00	MIDDLE GEAR COMP.	1	
2	93306-20711	BEARING	1	
3	4H7-17537-00-20	SHIM, thrust (0.20T)	1	UR
	4H7-17537-00-30	SHIM, thrust (0.30T)	1	UR
	4H7-17537-00-40	SHIM, thrust (0.40T)	1	UR
4	90179-18396	NUT	1	
5	22U-17553-00	SHAFT, middle driven	1	
6	4H7-W1752-10	HOUSING COMP	1	
7	93210-71360	O-RING	1	
8	93101-35097	OIL SEAL	1	
9	22U-17556-00	YOK, joint	1	
10	90201-14633	WASHER, plate	1	
11	90185-14070	NUT, self-locking	1	
12	22U-17527-00	CAM, driven	1	
13	90501-60716	SPRING, compression	1	
14	22U-17524-00	HOLDER	1	
15	3H5-17529-00	WASHER, thrust	1	
16	93306-00435	BEARING	1	
17	3JB-17531-00	SHIM, pinion (0.10T)	2	UR
	3JB-17531-10	SHIM, pinion (0.15T)	2	UR
	3JB-17531-20	SHIM, pinion (0.20T)	2	UR
	3JB-17531-30	SHIM, pinion (0.30T)	2	UR
	3JB-17531-40	SHIM, pinion (0.40T)	2	UR
	3JB-17531-50	SHIM, pinion (0.50T)	2	UR
18	95811-08030	BOLT, flange	4	

22U110-3180

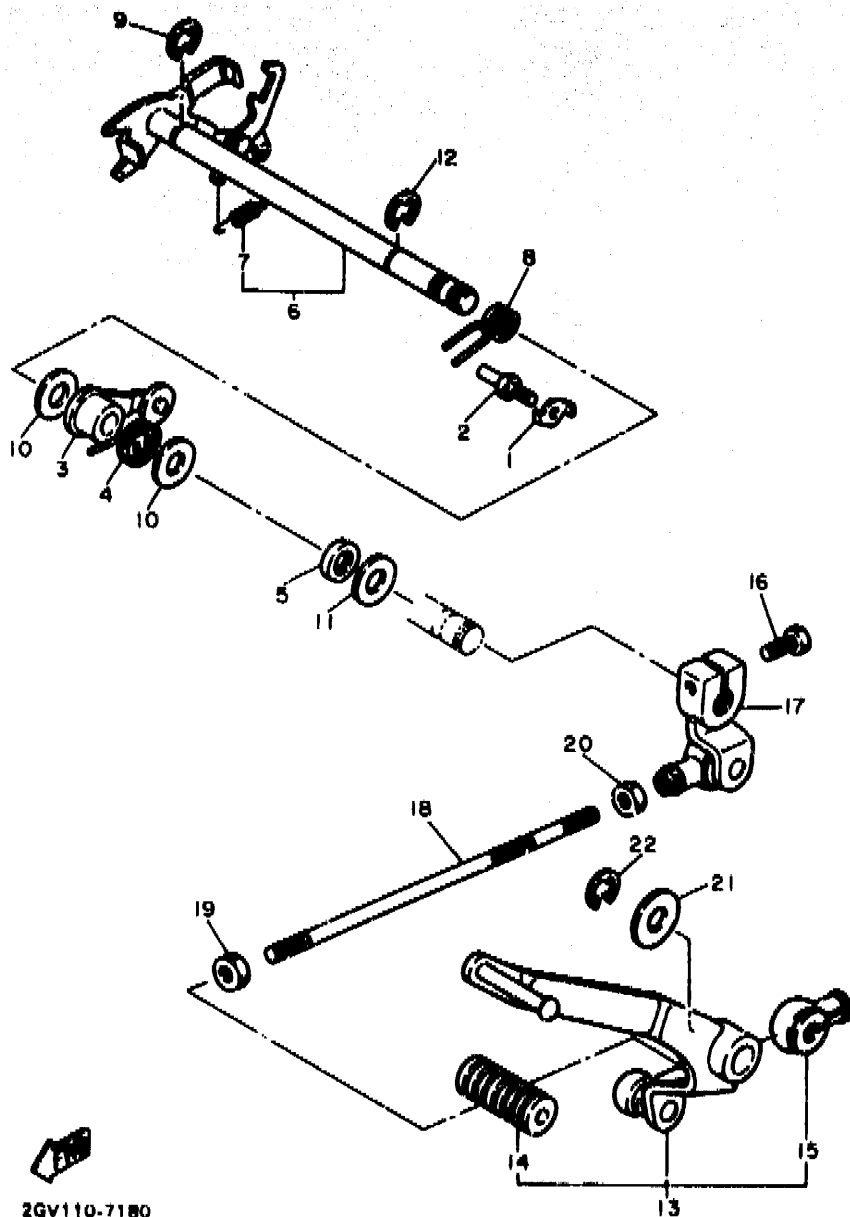
C9



22U110-3190

FIG. 17 SHIFT CAM. FORK

REF. NO.	PART NO.	DESCRIPTION	Q'TY	REMARKS
1	22U-18540-00	SHIFT CAM ASSY	1	
2	93306-90602	.BEARING	1	
3	16G-18185-00	.SEGMENT	1	
4	93604-16092	.PIN, dowel	3	
5	93604-20156	.PIN, dowel	1	
6	98701-05035	.SCREW, flat head	1	
7	90501-06022	.SPRING, compression	1	
8	278-18542-00	.POINT, neutral	1	
9	278-18566-00	.PLATE, side 2	1	
10	98701-05016	.SCREW, flat head	1	
11	11H-18511-00	FORK, shift 1	1	
12	11H-18512-00	FORK, shift 2	1	
13	11H-18513-00	FORK, shift 3	1	
14	11H-18531-00	BAR, shift fork guide 1	1	
15	22U-18535-00	BAR, shift fork guide 2	1	

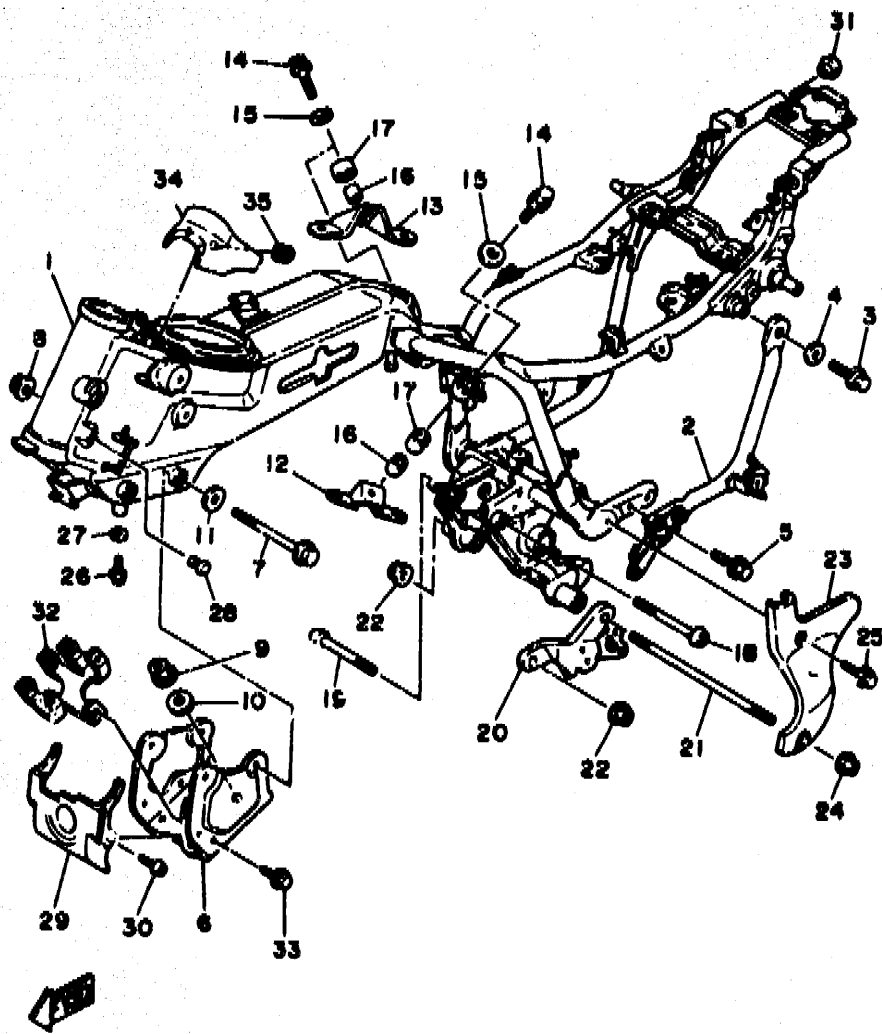


2GV110-7180

FIG. 18 SHIFT SHAFT

REF. NO.	PART NO.	DESCRIPTION	Q'TY	REMARKS
1	90215-18178	WASHER, lock	1	
2	460-18127-00	STOPPER, screw	1	
3	11H-18140-00	STOPPER LEVER ASSY	1	
4	90508-29519	SPRING, torsion	1	
5	93102-12106	OIL SEAL (SD 12-22-5 HS)	1	
6	22U-18120-00	SHIFT LEVER ASSY	1	
7	90506-08227	SPRING, tension	1	
8	90508-32536	SPRING, torsion	1	
9	99006-10600	CIRCLIP	1	
10	90201-12568	WASHER, plate	2	
11	90201-12575	WASHER, plate	1	
12	99006-10600	CIRCLIP	1	
13	2GV-18110-00	SHIFT PEDAL ASSY	1	
14	132-18113-01	COVER, shift pedal	1	
15	2H9-18154-00	COVER, dust	1	
16	97011-06020	BOLT	1	
17	2GV-18112-00	ARM, shift	1	
18	2GV-18115-00	ROD, shift	1	
19	90170-06228	NUT	1	
20	95303-06700	NUT	1	
21	90201-124E4	WASHER, plate	1	
22	99009-12400	CIRCLIP	1	

C11



3JC4171-0190

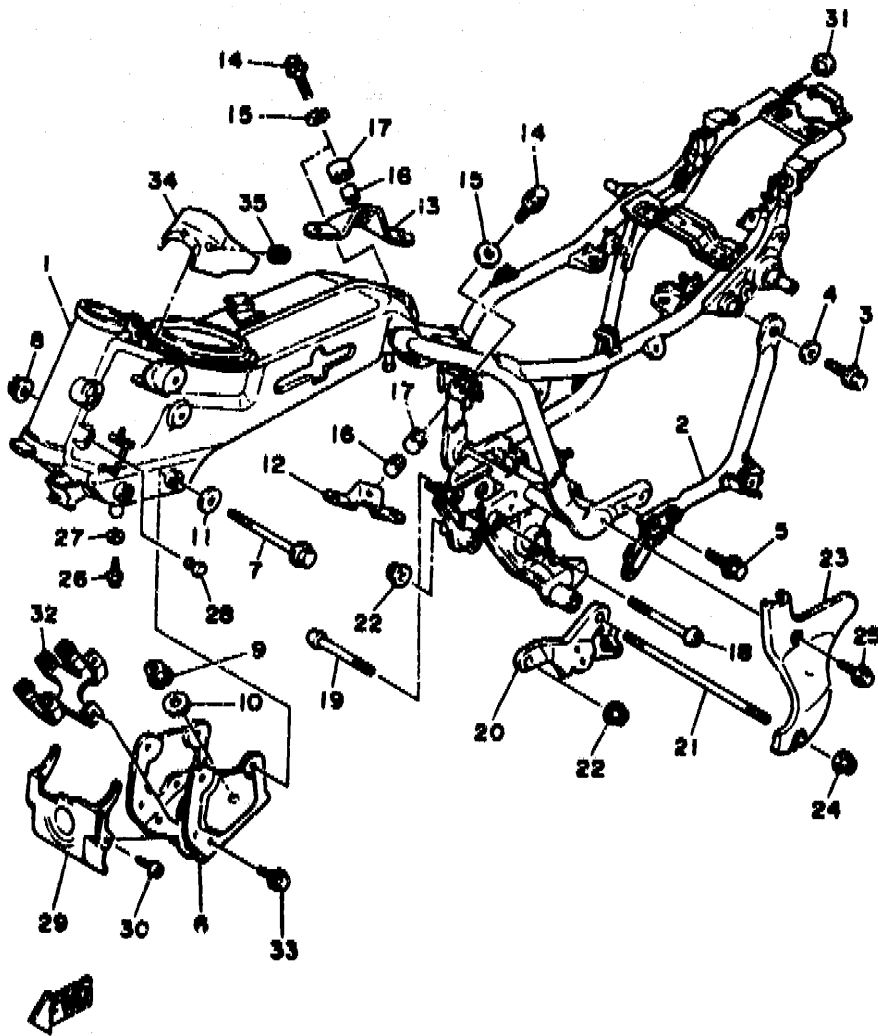
FIG. 19 FRAME

REF. NO.	PART NO.	DESCRIPTION	Q'TY	REMARKS
1	3JC-21110-00-33	FRAME COMP.	1	YAMAHA BLACK
2	3JB-21105-00-33	BACK STAY SUB COMP. 1	1	YAMAHA BLACK
3	90105-08177	BOLT, washer based	1	
4	90201-081H4	WASHER, plate	1	
5	90109-08718	BOLT	2	
6	2GV-21317-00	STAY, engine 4	1	
7	90105-10183	BOLT, washer based	2	
8	90179-10321	NUT	2	
9	90179-10279	NUT	4	
10	90201-10131	WASHER, plate	4	
11	90201-10437	WASHER, plate	2	
12	22U-21315-00	STAY, engine 2	1	
13	22U-21316-00	STAY, engine 3	1	
14	90105-10186	BOLT, washer based	2	
15	90201-105H3	WASHER, plate	2	
16	90387-100E2	COLLAR	2	
17	4X7-21485-00	DAMPER, rubber 1	2	
18	90149-10238	SCREW	1	
19	90149-10239	SCREW	1	
20	2GV-21458-00	BRACKET, side stand	1	
21	90116-12495	BOLT, stud	1	
22	90179-12421	NUT	2	
23	2GV-2171E-00	COVER, side 5	1	
24	95306-12800	NUT	1	
25	95026-06016	BOLT, flange	1	
26	90105-06069	BOLT, washer based	1	
27	90202-06010	WASHER, plate	1	
28	90338-07043	PLUG	5	

C12

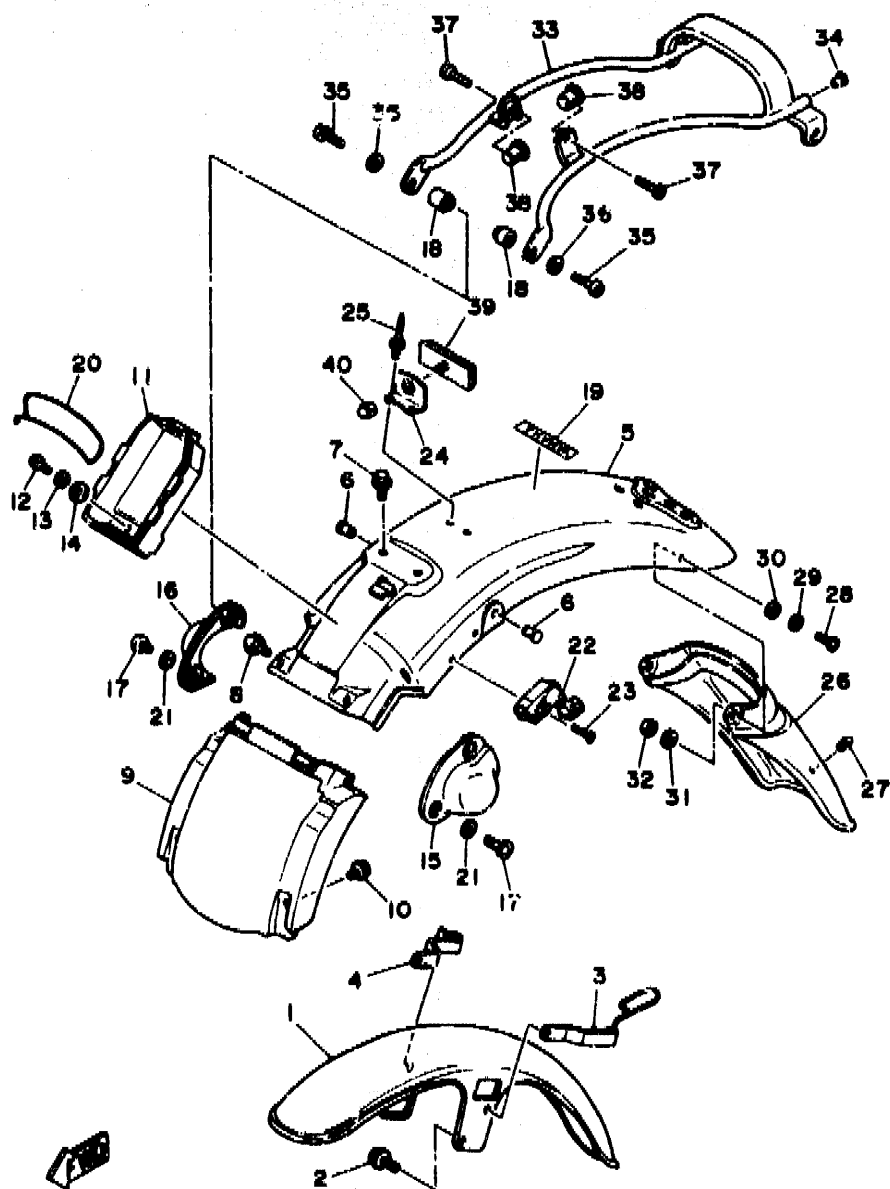
FIG. 19 FRAME

REF. NO.	PART NO.	DESCRIPTION	Q'TY	REMARKS
29	2GV-2139R-00	COVER 2	1	
30	97706-60514	SCREW, tapping	2	
31	1AA-2143A-00	CAP	2	
32	2GV-21359-00	BRACKET, coil	1	
33	95816-06012	BOLT, flange	2	
34	3JB-2139R-00	COVER 2	1	
35	90480-10334	GROMMET	2	



3JC4171-0190

C13

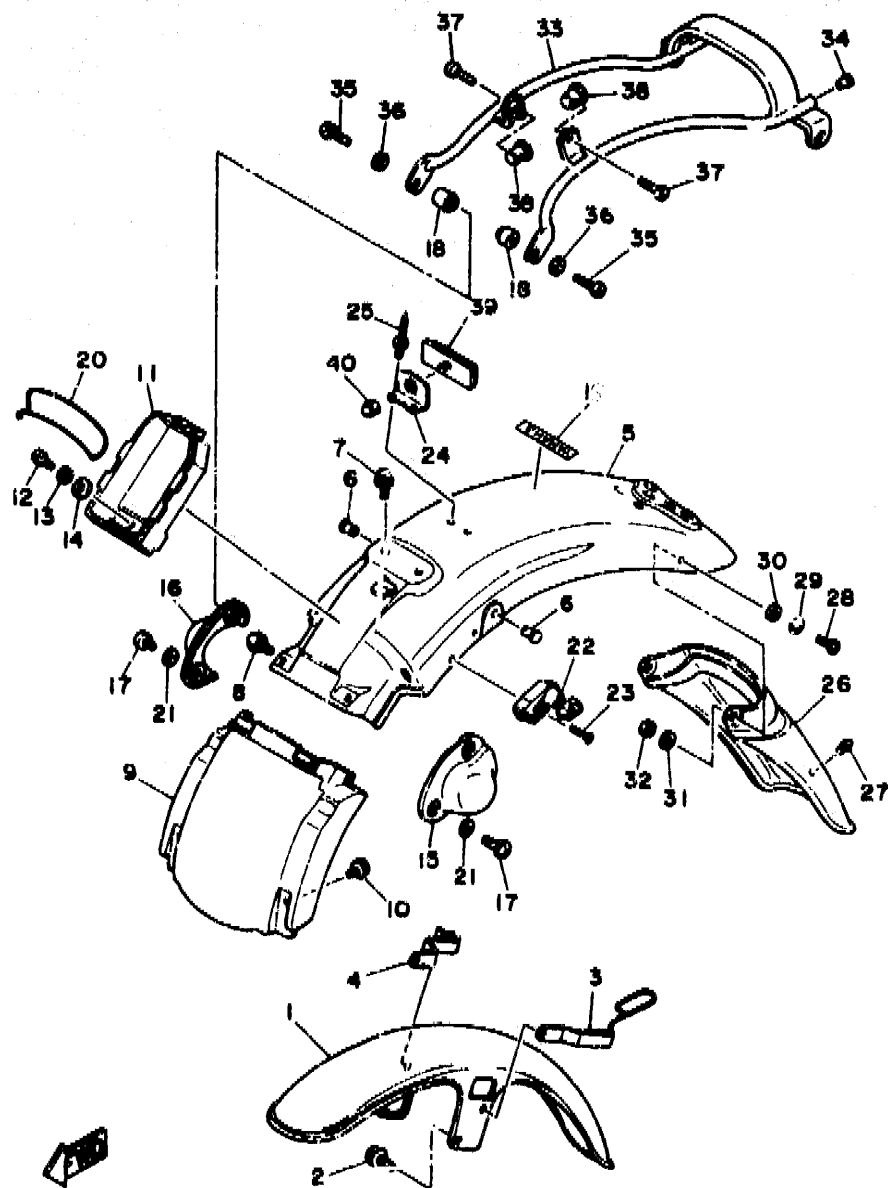


3BM2361-9200

FIG. 20 FENDER

REF. NO.	PART NO.	DESCRIPTION	Q'TY	REMARKS
1	2GV-21510-00-P0	FRONT FENDER COMP.	1	UR LIGHT GRAYISH BLUE METALLIC 1
	2GV-21510-00-TH	FRONT FENDER COMP.	1	UR LUMINOUS RED
	2GV-21510-00-9B	FRONT FENDER COMP.	1	UR DARK GRAYISH BLUE METALLIC 1
2	95023-08012	BOLT	4	
3	2NT-21597-01	HOLDER, wire 1	1	
4	2NT-21598-00	HOLDER, wire 2	1	
5	3BM-21610-10-P0	REAR FENDER COMP.	1	UR LIGHT GRAYISH BLUE METALLIC 1
	3BM-21610-10-TH	REAR FENDER COMP.	1	UR LUMINOUS RED
	3BM-21610-10-9B	REAR FENDER COMP.	1	UR DARK GRAYISH BLUE METALLIC 1
6	1J3-24742-00	GROMMET	2	
7	95816-08012	BOLT, flange	2	
8	95826-06010	BOLT, flange	2	
9	2GV-21629-00-P0	GUARD, mud	1	UR LIGHT GRAYISH BLUE METALLIC 1
	2GV-21629-00-TH	GUARD, mud	1	UR LUMINOUS RED
	2GV-21629-00-9B	GUARD, mud	1	UR DARK GRAYISH BLUE METALLIC 1
10	90119-06123	BOLT, with washer	2	
11	2GV-2160E-00	BOX	1	
12	98506-06014	SCREW, pan head	1	
13	92906-06600	WASHER, plate	1	
14	90201-06059	WASHER, plate	1	
15	2GV-2163A-00	COVER, rear fender 1	1	
16	2GV-2163E-00	COVER, rear fender 2	1	
17	50154-08065	SCREW, blind	2	
18	90387-080V8	COLLAR	2	
19	99235-00020	EMBLEM, yamaha	1	UR FOR DNB1, LNR
	99234-00020	EMBLEM, yamaha	1	UR FOR LGBM1
20	93210-71360	O-RING	1	
21	92901-08200	WASHER, plain	2	

C14



3BM2561-9200

FIG. 20 FENDER

REF. NO.	PART NO.	DESCRIPTION	Q'TY	REMARKS
22	26H-21303-00	HELMET HANGER ASSY	1	
23	90149-05154	SCREW	1	
24	3JB-21341-00	BRACKET, reflector	1	
25	90267-48104	RIVET, blind	2	
26	3BM-21621-00	FLAP	1	
27	4G0-21639-00	DAMPER 2	1	
28	92505-06012	SCREW, pan head	2	
29	929C6-06600	WASHER, plate	2	
30	90430-06139	GASKET	2	
31	92990-06200	WASHER, plain	2	
32	95303-06600	NUT	2	
33	3BM-21640-00	REAR STAY COMP.	1	
34	1J3-24742-00	GROMMET	2	
35	92015-08030	SCREW	2	
36	92906-08200	WASHER, plain	2	
37	92011-08025	SCREW	2	
38	90179-08559	NUT	2	
39	3Y6-85130-01	REAR REFLECTOR ASSY	1	
40	95306-05800	NUT, cap	1	

C15

CONTENTS

ENGINE

Cylinder Head	B2 ~ B3
Cylinder	B4
Crankshaft, Piston	B5
Valve	B6
Camshaft, Chain	B7
Oil Pump	B8
Oil Cleaner	B9
Intake	B10
Carburetor	B11 ~ B12
Exhaust	B13 ~ B14
Crankcase	B15 ~ C2
Crankcase Cover 1	C3 ~ C4
Starter Clutch	C5
Clutch	C6 ~ C7
Transmission	C8
Middle Drive Gear	C9
Shift Cam, Fork	C10
Shift Shaft	C11

CHASSIS

Frame	C12 ~ C13
Fender	C14 ~ C15
Side Cover	D2 ~ D3
Rear Arm, Suspension	D4
Drive Shaft	D5 ~ D6
Steering	D7 ~ D8
Front Fork	D9 ~ D10
Fuel Tank	D11 ~ D13
Seat	D14

Front Wheel	D15
Front Brake Caliper	E2
Rear Wheel	E3 ~ E4
Steering Handle, Cable	E5
Front Master Cylinder	E6
Stand, Footrest	E7 ~ E9
Generator	E10
Starting Motor	E11
Flasher Light	E12 ~ E13
Meter	E14
Headlight	E15
Taillight	F2
Handle Switch, Lever	F3
Electrical 1	F4
Electrical 2	F5

INDEX

Numerical Index	M1 ~ M4
-----------------------	---------

CONTENTS

ENGINE

Cylinder Head	B2 ~ B3
Cylinder	B4
Crankshaft, Piston	B5
Valve	B6
Camsaft. Chain	B7
Oil Pump	B8
Oil Cleaner	B9
Intake	B10
Carburetor	B11 ~ B12
Exhaust	B13 ~ B14
Crankcase	B15 ~ C2
Crankcase Cover 1	C3 ~ C4
Starter Clutch	C5
Clutch	C6 ~ C7
Transmission	C8
Middle Drive Gear	C9
Shift Cam. Fork	C10
Shift Shaft	C11

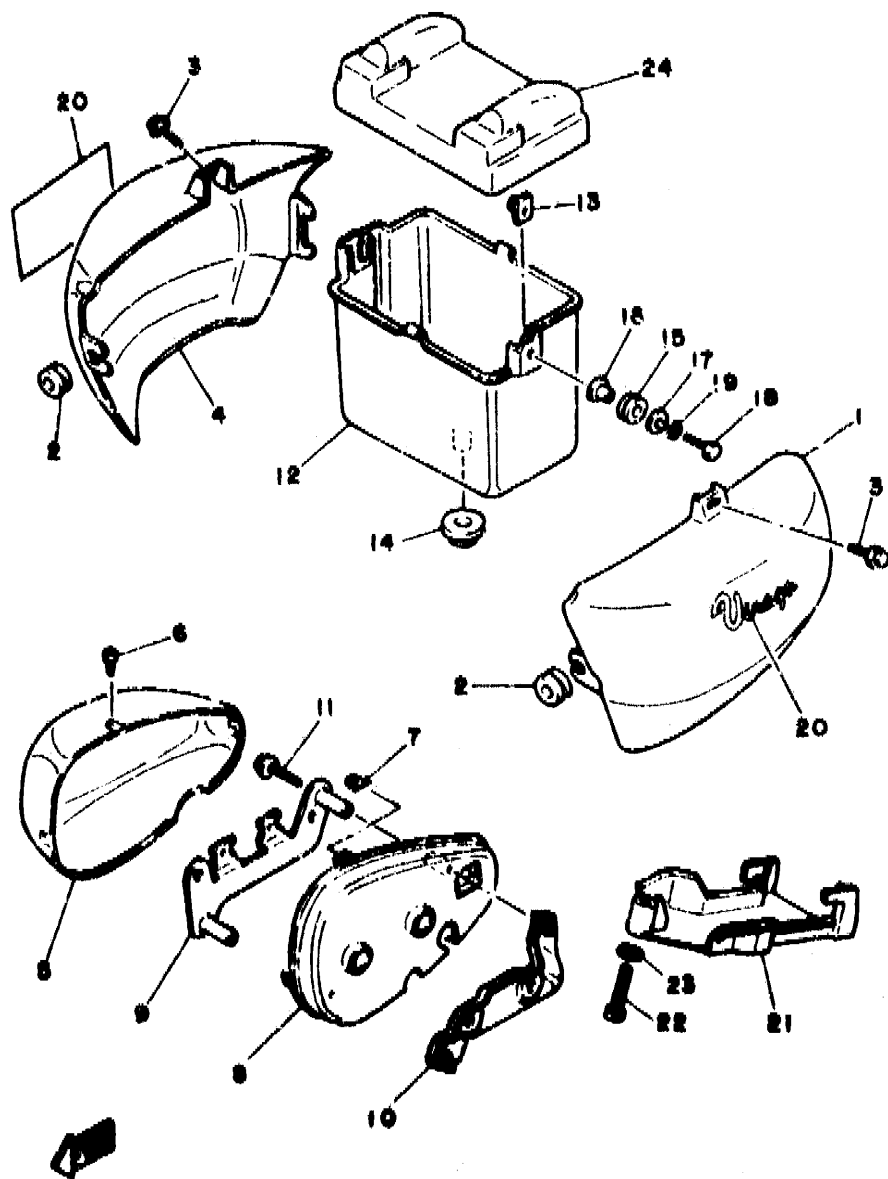
CHASSIS

Frame	C12 ~ C13
Fender	C14 ~ C15
Side Cover	D2 ~ D3
Rear Arm. Suspension	D4
Drive Shaft	D6 ~ D8
Steering	D7 ~ D8
Front Fork	D9 ~ D10
Fuel Tank	D11 ~ D13
Seat	D14

Front Wheel	D15
Front Brake Caliper	E2
Rear Wheel	E3 ~ E4
Steering Handle. Cable	E5
Front Master Cylinder	E6
Stand. Footrest	E7 ~ E9
Generator	E10
Starting Motor	E11
Flasher Light	E12 ~ E13
Meter	E14
Headlight	E15
Taillight	F2
Handle Switch. Lever	F3
Electrical 1	F4
Electrical 2	F5

INDEX

Numerical Index	M1 ~ M4
-----------------------	---------



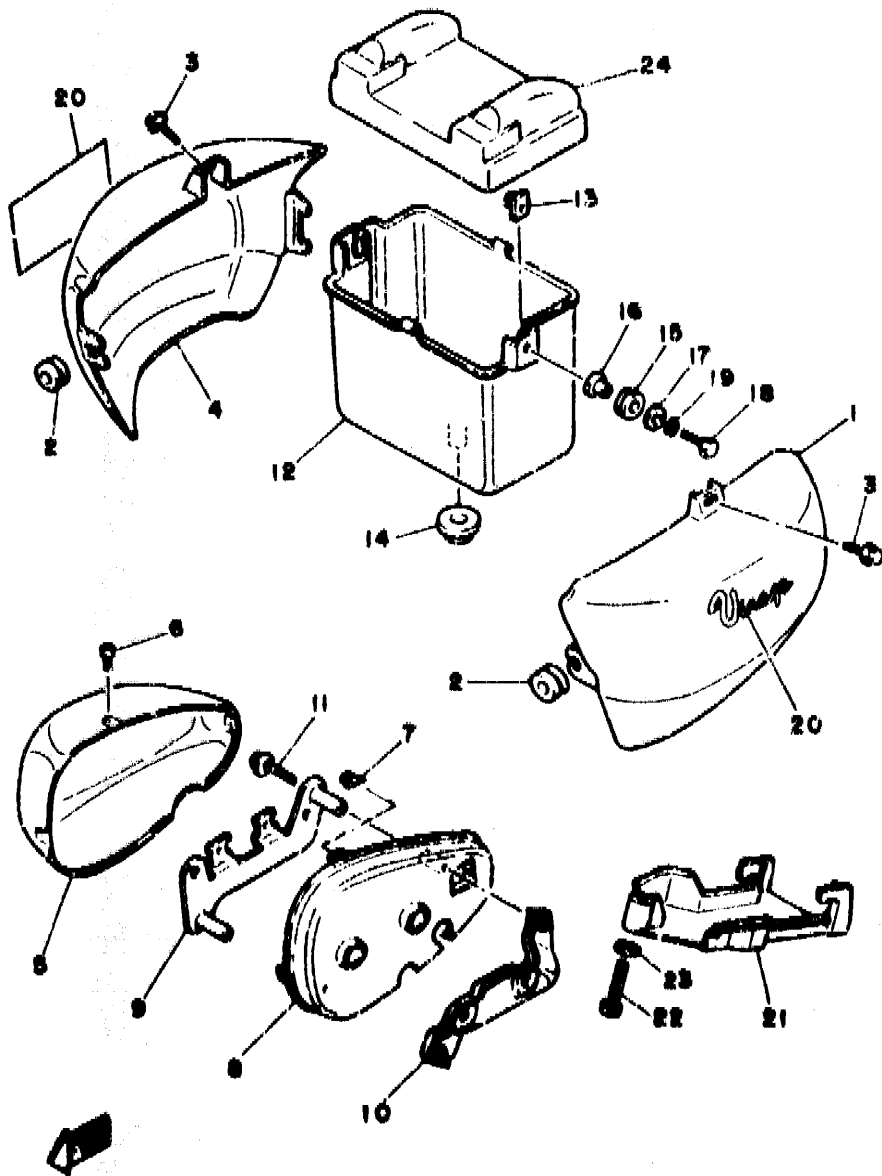
387534-0210

FIG. 21 SIDE COVER

REF. NO.	PART NO.	DESCRIPTION	QTY	REMARKS
1	2GV-21711-00-PD	COVER, side 1	1	UR LIGHT GRAYISH BLUE METALLIC 1
	2GV-21711-00-TH	COVER, side 1	1	UR LUMINOUS RED
	2GV-21711-00-9B	COVER, side 1	1	UR DARK GRAYISH BLUE METALLIC 1
2	90480-12320	GROMMET	2	
3	90119-06123	BOLT, with washer	2	
4	2GV-21721-00-PD	COVER, side 2	1	UR LIGHT GRAYISH BLUE METALLIC 1
	2GV-21721-00-TH	COVER, side 2	1	UR LUMINOUS RED
	2GV-21721-00-9B	COVER, side 2	1	UR DARK GRAYISH BLUE METALLIC 1
5	2GV-21731-00-93	COVER, side 3	1	CHROME PLATED
6	97701-40012	SCREW, tapping	3	
7	90183-04027	NUT, spring	3	
8	2GV-2172A-00	PANEL 1	1	
9	2GV-2172F-00	PANEL 2	1	
10	2GV-2174E-00	STAY, side cover 2	1	
11	95806-06040	BOLT, flange	2	
12	2GV-21171-00	BOX, tool	1	
13	31A-14477-00	PLATE	2	
14	90480-22362	GROMMET	1	
15	90480-14229	GROMMET	2	
16	90387-07391	COLLAR	2	
17	90201-06059	WASHER, plate	2	
18	97001-06025	BOLT	2	
19	92906-06100	WASHER, spring	2	
20	38T-21781-30	EMBLEM 1	2	UR FOR LGBM1
	38T-21781-20	EMBLEM 1	2	UR FOR DNBM1
	38T-21781-10	EMBLEM 1	2	UR FOR LNR
21	3JB-2178E-00	PLATE	1	
22	92506-08035	SCREW, pan head	1	

D2

FIG. 21 SIDE COVER



REF. NO.	PART NO.	DESCRIPTION	Q'TY	REMARKS
23	92906-06600	WASHER, plate	1	
24	3JB-28185-00	LID	1	

3075391-0210

03

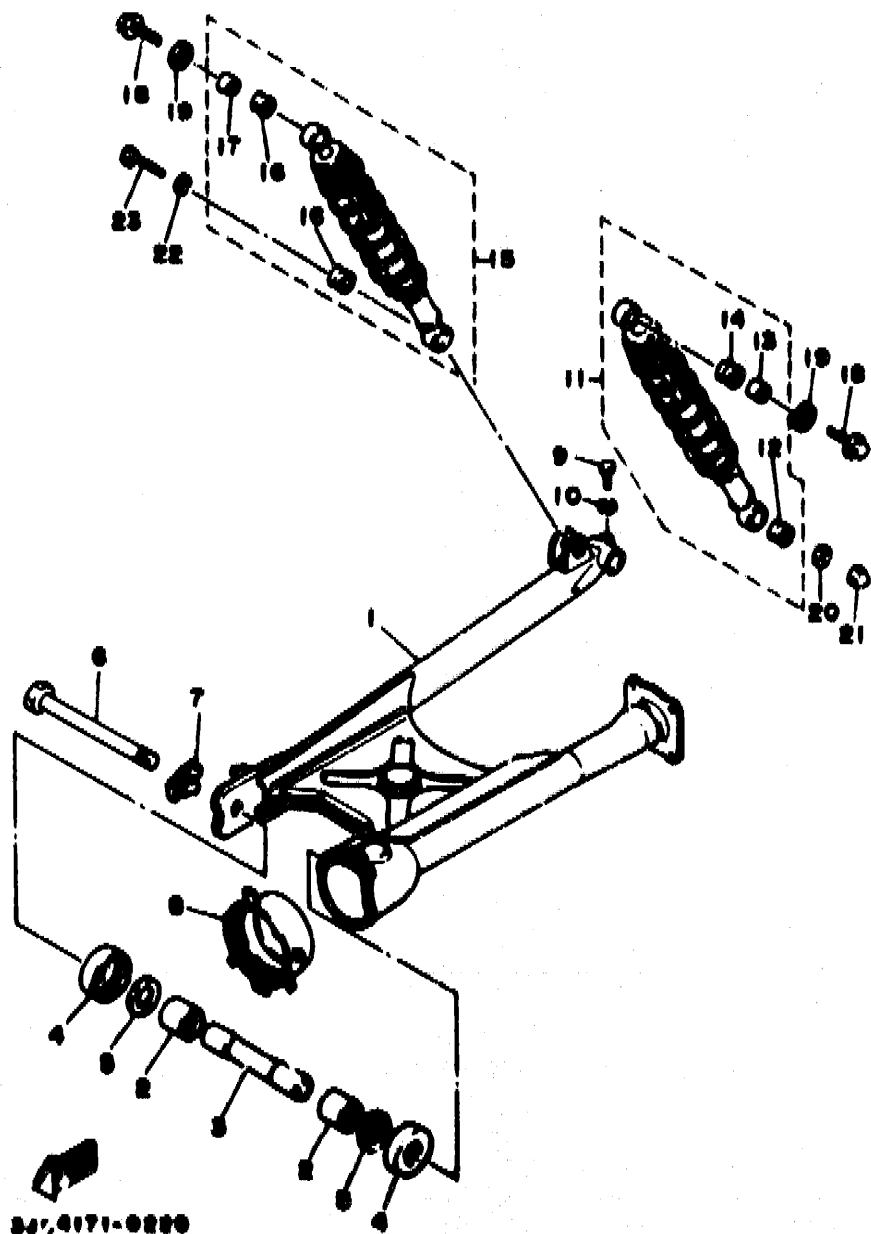
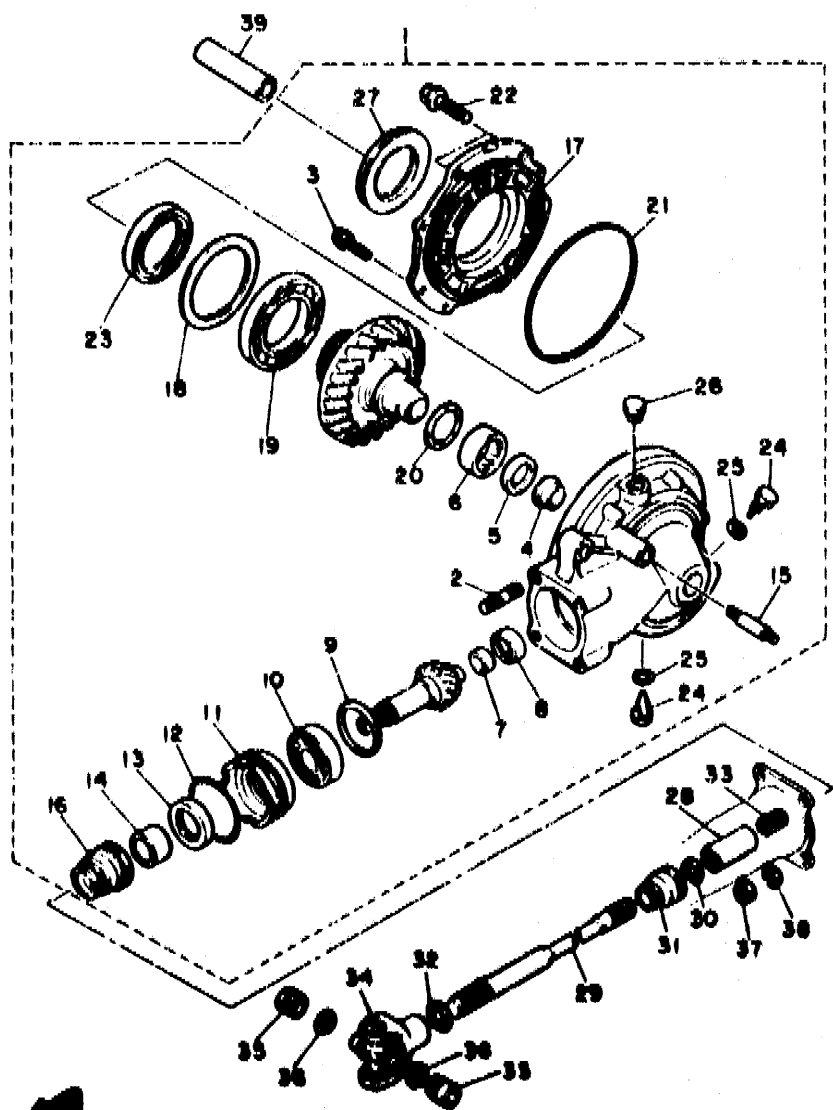


FIG. 22 REAR ARM SUSPENSION

REF. NO.	PART NO.	DESCRIPTION	Q'TY	REMARKS
1	2GV-22110-00-35	REAR ARM COMP.	1	SILVER
2	93320-32403	BEARING	2	
3	4X7-22124-00	BUSH 2	1	
4	4X7-22129-00	COVER, thrust 2	2	
5	90201-244A8	WASHER, plate (1.95T)	2	
6	4X7-22141-00	SHAFT, pivot	1	
7	90215-161B1	WASHER, lock	1	
8	22U-22189-00	BOOT, rubber	1	
9	97313-08035	BOLT	1	
10	92990-08100	WASHER, spring	1	
11	2YL-22210-00	SHOCK ABSORBER ASSY, rear	1	
12	2GV-22216-00	.BUSH, rear shock absorber	1	
13	2GV-22253-00	.COLLAR, distance	1	
14	2GV-22226-00	.BUSH, shock absorber lower	1	
15	2YL-22220-00	SHOCK ABSORBER ASSY, rear	1	
16	2GV-22226-00	.BUSH, shock absorber lower	2	
17	5M0-22253-00	.COLLAR, distance	1	
18	95B01-08012	BOLT, flange	2	
19	90201-08753	WASHER, plate	2	
20	90201-10437	WASHER, plate	1	
21	90176-10013	NUT, crown	1	
22	92990-10100	WASHER, spring	1	
23	90106-10030	BOLT	1	

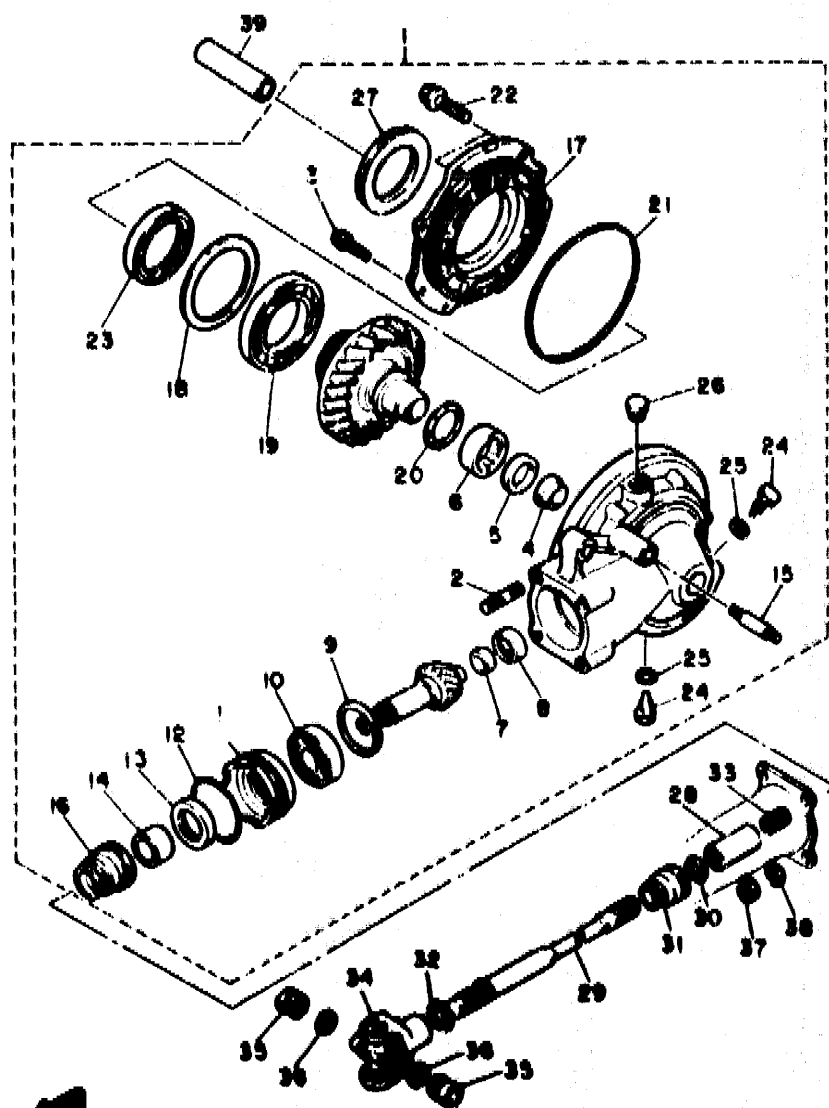


8.0V171.7220

FIG. 23 DRIVE SHAFT

REF. NO.	PART NO.	DESCRIPTION	Q'TY	REMARKS
1	2NT-46101-00	REAR AXLE GEAR CASE ASSY	1	
2	90116-10428	.BOLT, stud	4	
3	90119-08126	.BOLT, with washer	6	
4	22U-46153-00	.COLLAR, guide	1	
5	93101-30084	.OIL SEAL	1	
6	93311-43729	.BEARING, cylindrical	1	
7	2H7-46122-00	.RACE, inner	1	
8	93317-41510	.BEARING, cylindrical	1	
9	1J7-17537-Y0-30	.SHIM, thrust (0.30T)	1	UR
	1J7-17537-Y0-40	.SHIM, thrust (0.40T)	1	UR
	1J7-17537-Y0-50	.SHIM, thrust (0.50T)	1	UR
	1J7-17537-Y0-60	.SHIM, thrust (0.60T)	1	UR
10	93306-30539	.BEARING	1	
11	4H7-46125-00	.RETAINER, bearing	1	
12	9321J-50426	.O-RING	1	
13	93101-38098	.OIL SEAL	1	
14	90387-256G9	.COLLAR	1	
15	90116-10249	.BOLT, stud	1	
16	22U-46136-00	.SEAL, 1	1	
17	22U-46152-00	.HOUSING, bearing	1	
18	22U-46117-00-25	.SHIM, ring gear (0.25T)	1	UR
	22U-46117-00-30	.SHIM, ring gear (0.30T)	1	UR
	22U-46117-00-40	.SHIM, ring gear (0.40T)	1	UR
	22U-46117-00-50	.SHIM, ring gear (0.50T)	1	UR
19	93316-01301	.BEARING, cylindrical	1	
20	22U-46118-00-12	.SHIM, thrust (1.2T)	1	UR
	22U-46118-00-14	.SHIM, thrust (1.4T)	1	UR
	22U-46118-00-16	.SHIM, thrust (1.6T)	1	UR



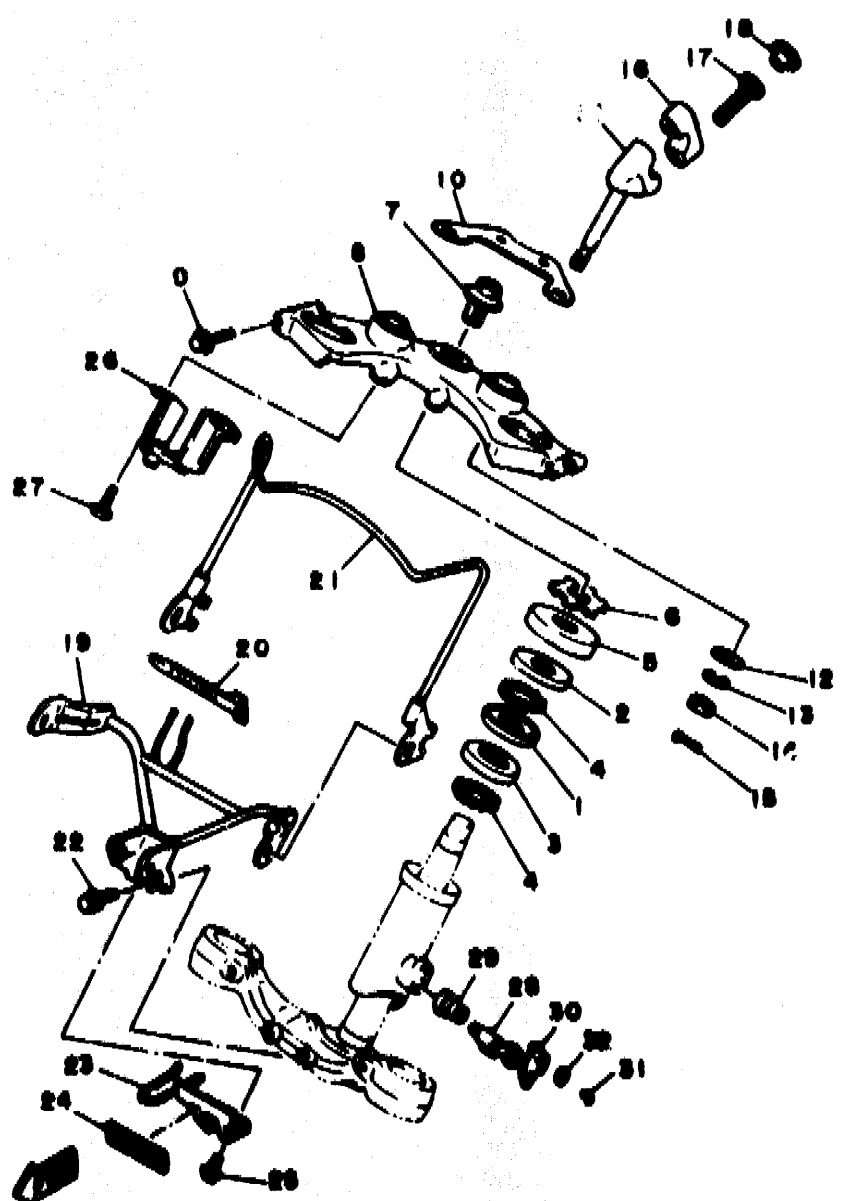


BJV171-7250

FIG. 23 DRIVE SHAFT

REF NO.	PART NO.	DESCRIPTION	Q'TY	REMARKS
20	22U-46118-00-18	.SHIM, thrust (1.8T)	1	UR
	22U-46118-00-20	.SHIM, thrust (2.0T)	1	UR
21	93211-39569	.O-RING	1	
22	90105-10285	.BOLT, washer based	2	
23	93102-65277	.OIL SEAL	1	
24	11H-13455-00	.PLUG	2	
25	214-11198-01	.GASKET	2	
26	2M7-17590-00	.BREATHER COMP.	1	
27	1J7-25319-01	.SEAL, hub dust	1	
28	22U-45123-00	COUPLING, gear	1	
29	2GV-46172-00	SHAFT, drive	1	
30	93440-19112	CIRCLIP	1	
31	22U-46137-00	SEAL 2	1	
32	93410-22039	CIRCLIP	1	
33	90501-15722	SPRING, compression	1	
34	4X7-46180-00	CROSS JOINT COMP.	1	
35	93399-99926	BEARING	2	
36	93440-20088	CIRCLIP	2	
37	95311-10600	NUT	4	
38	92901-10100	WASHER, spring	4	
39	90387-15668	COLLAR	1	





3464171-0240

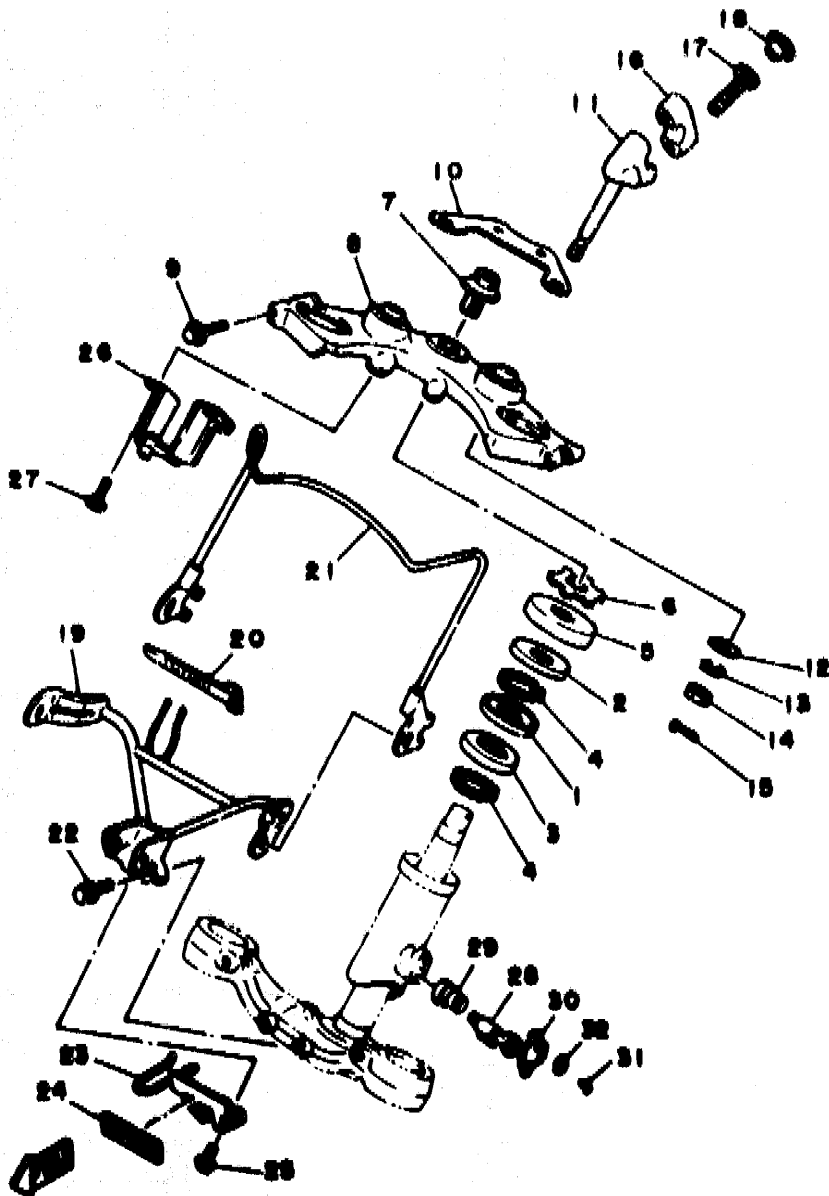
FIG. 24 STEERING

REF. NO.	PART NO.	DESCRIPTION	Q'TY	REMARKS
1	156-23412-00	RACE, ball 2	1	
2	183-23411-00	RACE, ball 1	1	
3	183-23412-00	RACE, ball 2	1	
4	93501-04011	BALL	38	
5	4K0-23415-00	COVER, ball race 1	1	
6	90179-25033	NUT	1	
7	90105-14102	BOLT, washer based	1	
8	26V-W2341-00-38	CROWN, handle	1	CLEAR (WITH BUFF)
9	95023-08040	BOLT	2	
10	26V-2317F-00	STAY 2	1	
11	42X-23442-00-38	HOLDER, handle lower	2	CLEAR (WITH BUFF)
12	90201-100A1	WASHER, plate	2	
13	92901-10100	WASHER, spring	2	
14	95303-10700	NUT	2	
15	90468-12006	CLIP	2	
16	4H7-23441-00-38	HOLDER, handle upper	2	CLEAR (WITH BUFF)
17	91311-08030	BOLT	4	
18	90338-08163	PLUG	4	
19	26V-23174-00	STAY, headlight	1	
20	3GW-83936-00	BAND, switch cord	1	
21	2NT-23164-00	STAY, light guard	1	
22	95023-0.020	BOLT	2	
23	26V-2317M-00	STAY 3	1	
24	3AA-21578-21	EMBLEM	1	
25	95023-06008	BOLT	1	
26	26V-2317E-00	STAY	1	
27	91316-08016	BOLT	2	
28	2AG-23408-00	STEERING LOCK ASSY	1	



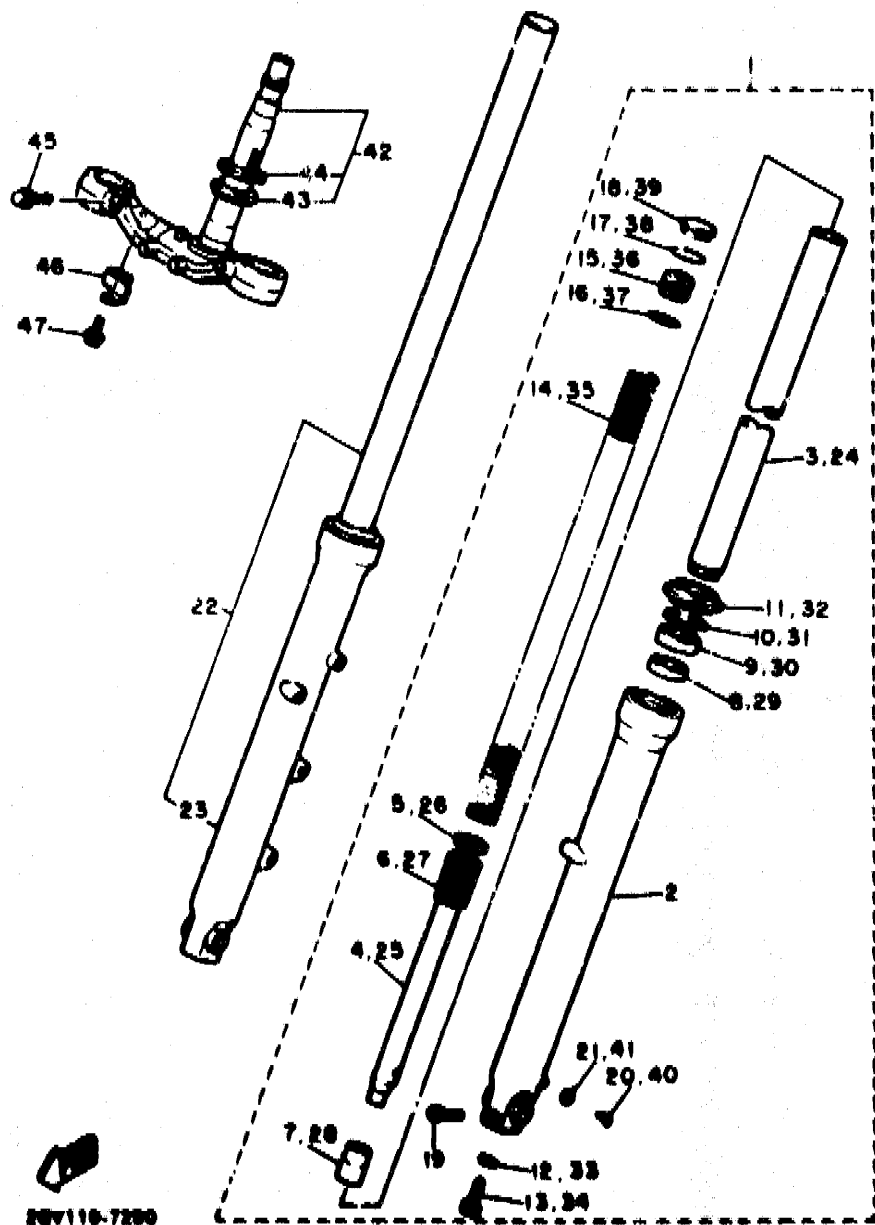
FIG. 24 STEERING

REF. NO.	PART NO.	DESCRIPTION	Q'TY	REMARKS
29	90502-09024	SPRING, conical	1	
30	30M-23484-00	CAP, handle lock	1	
31	90269-04003	RIVET	1	
32	90208-04029	WASHER, conical spring	1	



3JC9171-0040





2GV116-7200

FIG. 25 FRONT FORK

REF. NO.	PART NO.	DESCRIPTION	QTY	REMARKS
29	2GV-23125-00	.METAL, slide 1	1	
30	2AJ-23145-00	.OIL SEAL	1	
31	1HX-23156-00	.CLIP, oil seal	1	
32	2GV-23144-00	.SEAL, dust	1	
33	90430-08155	.GASKET	1	
34	91311-08025	.BOLT	1	
35	2GV-23141-00	.SPRING, front fork	1	
36	1HX-23111-00	.BOLT, cap	1	
37	93210-24709	.O-RING	1	
38	93450-32116	.CIRCLIP	1	
39	1HX-23154-00	.PLUG, inner tube	1	
40	98501-04006	.SCREW, pan head	1	
41	5U8-23129-00	.GASKET, drain plug	1	
42	3BR-23340-00	UNDER BRACKET COMP.	1	
43	164-23462-00	.SEAL, steering	1	
44	156-23411-00	.RACE, ball 1	1	
45	95821-12035	BOLT, flange	2	
46	2GV-25886-00	HOLDER, brake hose	1	
47	95826-06010	BULT, flange	1	

Dio

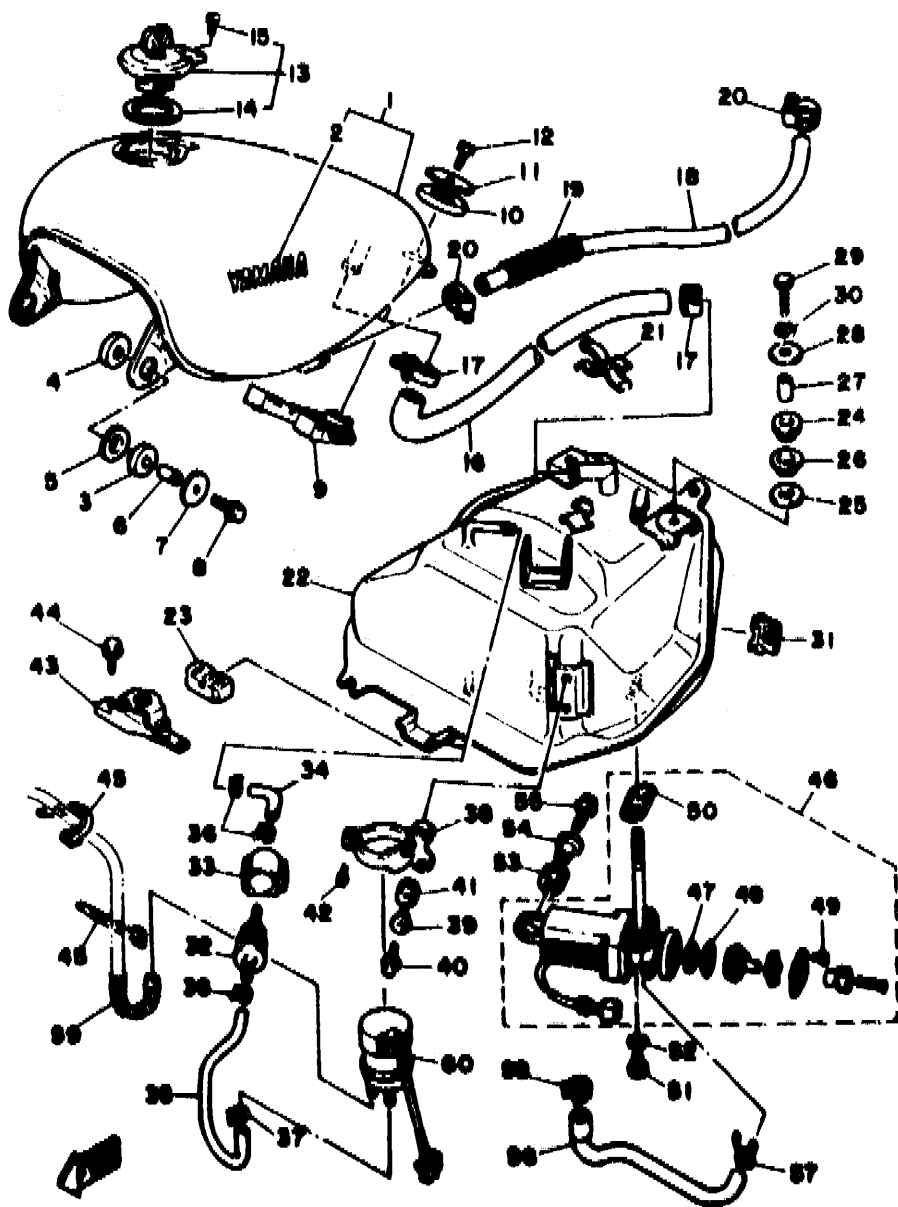


FIG. 26 FUEL TANK

REF. NO.	PART NO.	DESCRIPTION	Q'TY	REMARKS
1	3BR-Y2428-00-P0	SUB-TANK ASSY	1	UR LIGHT GRAYISH BLUE METALLIC 1
	3BR-Y2428-10-TH	SUB-TANK ASSY	1	UR LUMINOUS RED
	3BR-Y2428-10-9B	SUB-TANK ASSY	1	UR DARK GRAYISH BLUE METALLIC 1
2	99225-00025	.EMBLEM, yamaha	2	UR FOR DNEML, LNR
	99224-00025	.EMBLEM, yamaha	2	UR FOR LGBM1
3	1FK-24182-00	DAMPER, locating 2	2	
4	23T-24724-01	DAMPER, seat	2	
5	1FK-24186-00	WASHER, special	2	
6	90387-06387	COLLAR	2	
7	90201-066M2	WASHER, plate	2	
8	95023-06025	BOLT	2	
9	3JB-24182-00	DAMPER, locating 2	1	
10	42X-24183-00	DAMPER, locating 3	1	
11	90201-08569	WASHER, plate	1	
	98001-08016	BOLT	1	
13	4X7-24602-00	CAP ASSY	1	
14	4X7-24612-00	.GASKET, cap	1	
15	98506-05010	.SCREW, pan head	1	
16	3JB-24316-00	PIPE 6	1	
17	90450-25037	HOSE CLAMP ASSY	2	
18	3JB-24317-00	PIPE 7	1	
19	90501-102A5	SPRING, compression	1	
20	90450-22017	HOSE CLAMP ASSY	2	
21	3JB-24135-00	CLAMP 1	1	
22	3JB-24110-01-33	FUEL TANK COMP.	1	YAMAHA BLACK
23	26V-24181-00	DAMPER, locating 1	1	
24	1FK-24182-00	DAMPER, locating 2	2	
25	23T-24724-01	DAMPER, seat	2	

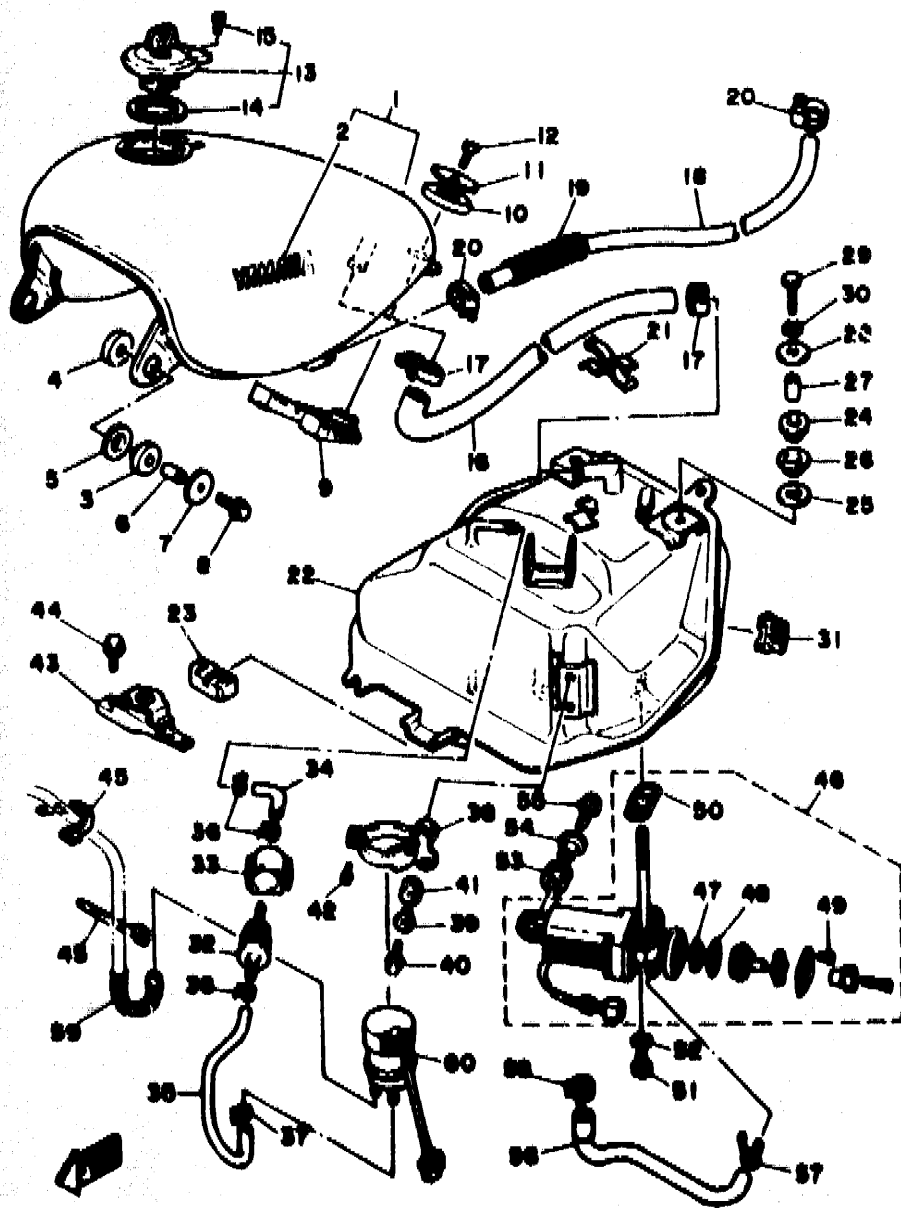
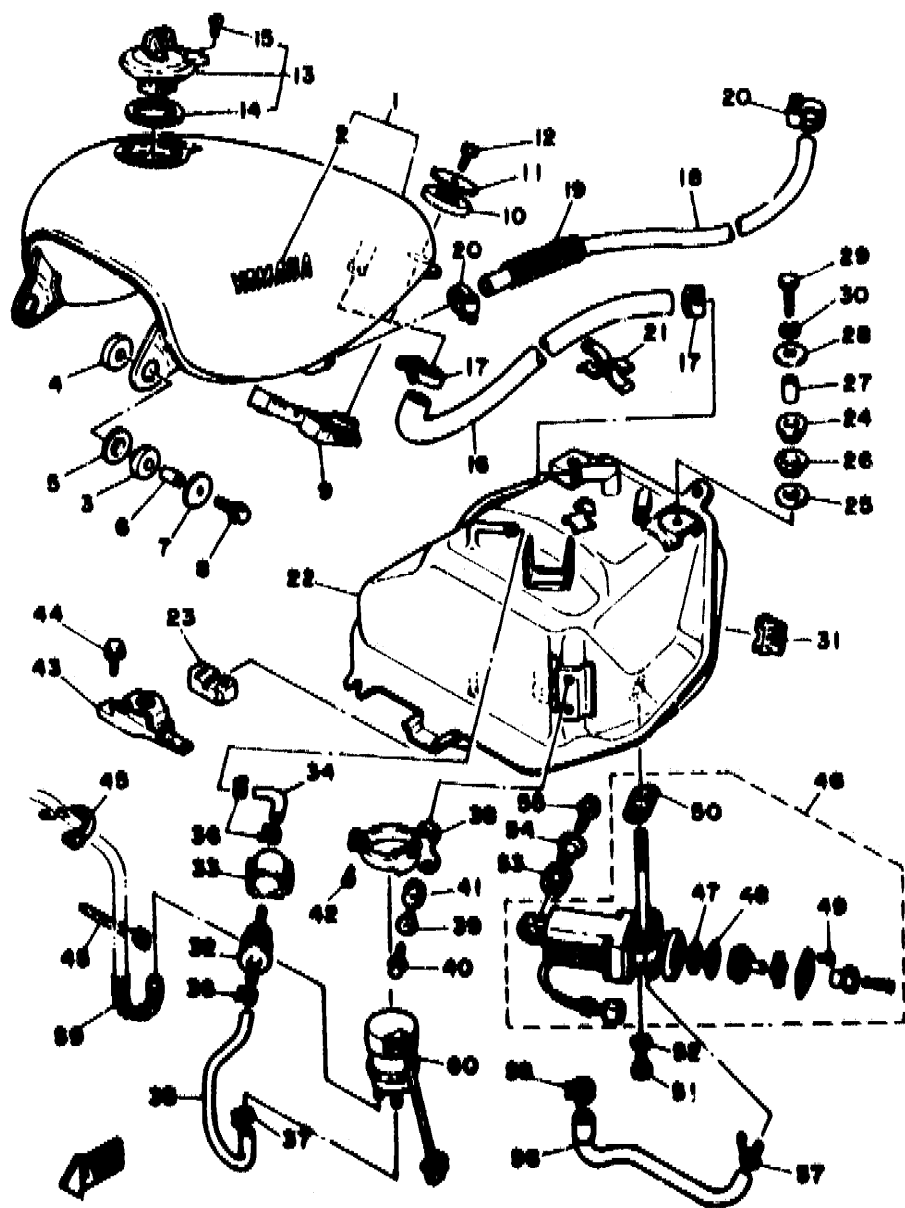


FIG. 26 FUEL TANK

REF. NO.	PART NO.	DESCRIPTION	Q'TY	REMARKS
26	1FK-24186-00	WASHER, special	2	
27	90387-06387	COLLAR	2	
28	90201-06568	WASHER, plate	2	
29	97026-06030	BOLT	2	
30	92906-06100	WASHER, spring	2	
31	2GV-24184-00	DAMPER, locating 4	2	
32	1FK-24560-00	FILTER ASSY	1	
33	1FK-24566-00	BRACKET, filter	1	
34	2GV-24311-00	PIPE, fuel 1	1	
35	2GV-24312-00	PIPE 2	1	
36	90467-11044	CLIP	3	
37	90467-10135	CLIP	1	
38	2GV-24491-00	BRACKET, fuel pump	1	
39	90387-06212	COLLAR	2	
40	95816-06016	BOLT, flange	2	
41	90480-13163	GROMMET	2	
42	98506-05016	SCREW, pan head	1	
43	2GV-24191-00	BRACKET, fuel tank 1	1	
44	90119-06123	BOLT, with washer	2	
45	437-83936-11	BAND, switch cord	3	
46	3JB-24500-01	FUEL COCK ASSY 1	1	
47	3AJ-74523-00	VALVE	1	
48	3AJ-4534-00	SEAL, cock	1	
49	98503-03008	SCREW, pan head	2	
50	4XB-24512-00	O-RING	1	
51	90149-06008	SCREW	2	
52	90202-05193	WASHER, plate	2	
53	90480-14023	GROMMET	1	



3073501-0000

FIG. 26 FUEL TANK

REF. NO.	PART NO.	DESCRIPTION	Q'TY	REMARKS
54	90387-06388	COLLAR	1	
55	95816-06025	BOLT, flange	1	
56	3JB-24314-00	PIPE 4	1	
57	90467-10008	CLIP	1	
58	90467-11044	CLIP	1	
59	90501-100F8	SPRING, compression	1	
60	1HX-13907-00	FUEL PUMP COMP.	1	

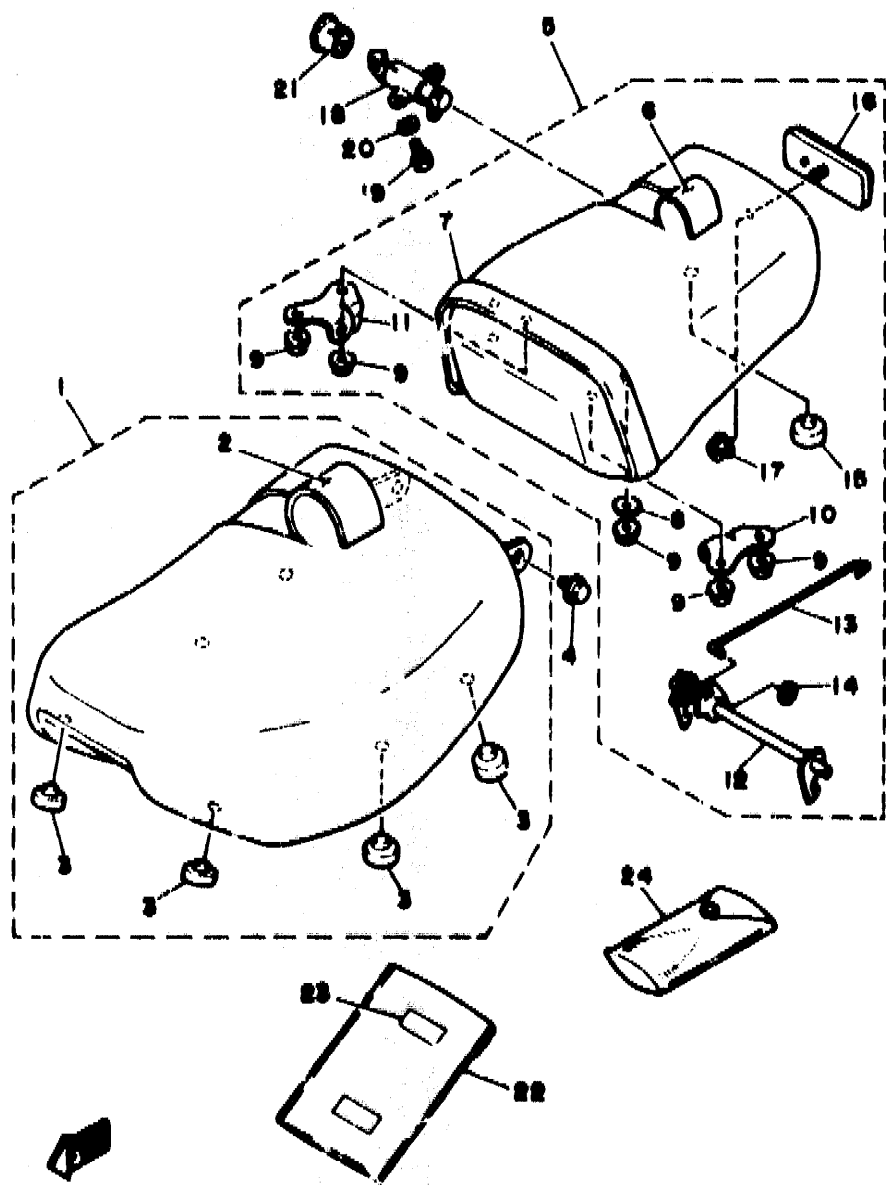


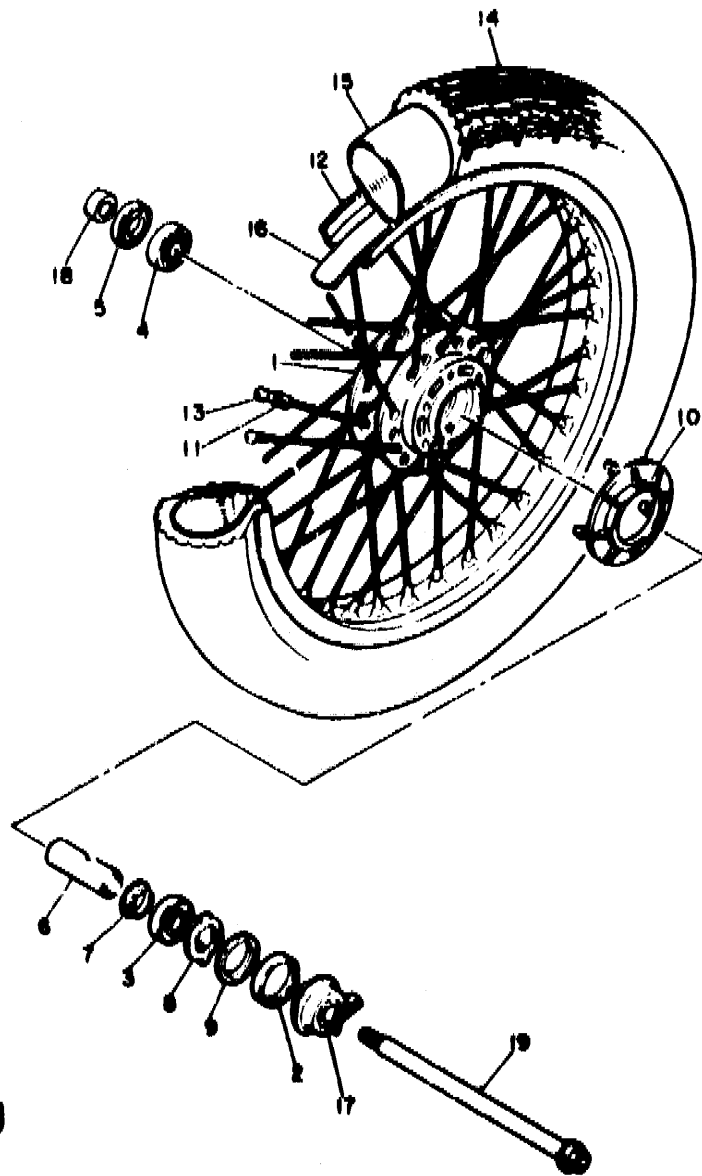
FIG. 27 SEAT

REF. NO.	PART NO.	DESCRIPTION	Q'TY	REMARKS
1	3JB-24710-00	SINGLE SEAT ASSY	1	
2	3JB-24711-00	.COVER, single seat	1	
3	18A-24724-00	.DAMPER, seat	6	
4	90119-06114	BOLT, with washer	2	
5	3JB-24750-00	TANDEM SEAT ASSY	1	
6	3JB-24751-00	.COVER, tandem seat	1	
7	3JB-24754-00	.HOOK, seat	1	
8	90201-06067	.WASHER, plate	2	
9	95701-06500	.NUT, flange	6	
10	3JB-24718-00	.BRACKET, seat	1	
11	3JB-24728-00	.BRACKET, seat	1	
12	3JB-24776-00	.LEVER, seat	1	
13	3JB-2478F-00	.ROD, connecting	1	
14	92990-03200	.WASHER, plain	1	
15	18A-24724-00	.DAMPER, seat	1	
16	3Y6-85130-01	.REAR REFLECTOR ASSY	1	
17	95701-05500	.NUT, flange	1	
18	51X-24705-00	SEAT LOCK ASSY	1	
19	97003-06014	BOLT	2	
20	92990-06100	WASHER, spring	2	
21	51Y-24796-00	COVER	1	
22	4K5-28186-00	POUCH	1	
23	4K5-2814E-10	HOOK	2	
24	2GV-28100-00	TOOL KIT	1	

9273001-0270

D14

FIG. 28 FRONT WHEEL



REF. NO.	PART NO.	DESCRIPTION	Q'TY	REMARKS
1	341-25111-01-35	HUB, front	1	SILVER
2	93105-45017	OIL SEAL	1	
3	93306-30309	BEARING (B63032Z)	1	
4	93306-30309	BEARING (B63032Z)	1	
5	93102-28022	OIL SEAL	1	
6	90560-17126	SPACER	1	
7	146-25315-00	FLANGE, spacer	1	
8	341-25149-00	CLUTCH, meter	1	
9	341-25846-00	RETAINER, clutch	1	
10	1L9-25847-00	COVER, housing	1	
11	156-25398-00	BALANCER, wheel	1	UN
12	94418-19443	RIM (1.85-19)	1	
13	26V-25104-00	SPOKE SET, front	1	
14	94130-197N1	TIRE (3.00S19 4PR L303A T/T)	1	UR BRIDGESTONE
	94130-197N0	TIRE (3.00S19 4PR DOTN)	1	UR DUNLOP
15	94227-19177	TUBE (2.75-19)	1	UR DUNLOP
16	94335-19026	BAND, rim (3.50-19)	1	UR BRIDGESTONE
	94325-19115	BAND, rim (2.50-19)	1	UR DUNLOP
17	1FK-25190-00	GEAR UNIT ASSY	1	
18	90387-177R1	COLLAR	1	
19	26V-25181-00	AXLE, wheel	1	

26V110-7290

D18

CONTENTS

ENGINE

Cylinder Head	B2 ~ B3
Cylinder	B4
Crankshaft, Piston	B5
Valve	B6
Camschaft, Chain	B7
Oil Pump	B8
Oil Cleaner	B9
Intake	B10
Carburetor	B11 ~ B12
Exhaust	B13 ~ B14
Crankcase	B15 ~ C2
Crankcase Cover 1	C3 ~ C4
Starter Clutch	C5
Clutch	C6 ~ C7
Transmission	C8
Middle Drive Gear	C9
Shift Cam, Fork	C10
Shift Shaft	C11

CHASSIS

Frame	C12 ~ C13
Fender	C14 ~ C15
Side Cover	D2 ~ D3
Rear Arm, Suspension	D4
Drive Shaft	D6 ~ D6
Steering	D7 ~ D8
Front Fork	D9 ~ D10
Fuel Tank	D11 ~ D13
Seat	D14

Front Wheel	D15
Front Brake Caliper	E2
Rear Wheel	E3 ~ E4
Steering Handle, Cable	E5
Front Master Cylinder	E6
Stand, Footrest	E7 ~ E9
Generator	E10
Starting Motor	E11
Flasher Light	E12 ~ E13
Meter	E14
Headlight	E15
Taillight	F2
Handle Switch, Lever	F3
Electrical 1	F4
Electrical 2	F5

INDEX

Numerical Index	M1 ~ M4
-----------------------	---------

CONTENTS

ENGINE

Cylinder Head	B2 ~ B3
Cylinder	B4
Crankshaft, Piston	B5
Valve	B6
Camshaft, Chain	B7
Oil Pump	B8
Oil Cleaner	B9
Intake	B10
Carburetor	B11 ~ B12
Exhaust	B13 ~ B14
Crankcase	B15 ~ C2
Crankcase Cover 1	C3 ~ C4
Starter Clutch	C5
Clutch	C6 ~ C7
Transmission	C8
Middle Drive Gear	C9
Shift Cam, Fork	C10
Shift Shaft	C11

CHASSIS

Frame	C12 ~ C13
Fender	C14 ~ C15
Side Cover	D2 ~ D3
Rear Arm, Suspension	D4
Drive Shaft	D5 ~ D6
Steering	D7 ~ D8
Front Fork	D9 ~ D10
Fuel Tank	D11 ~ D13
Seat	D14

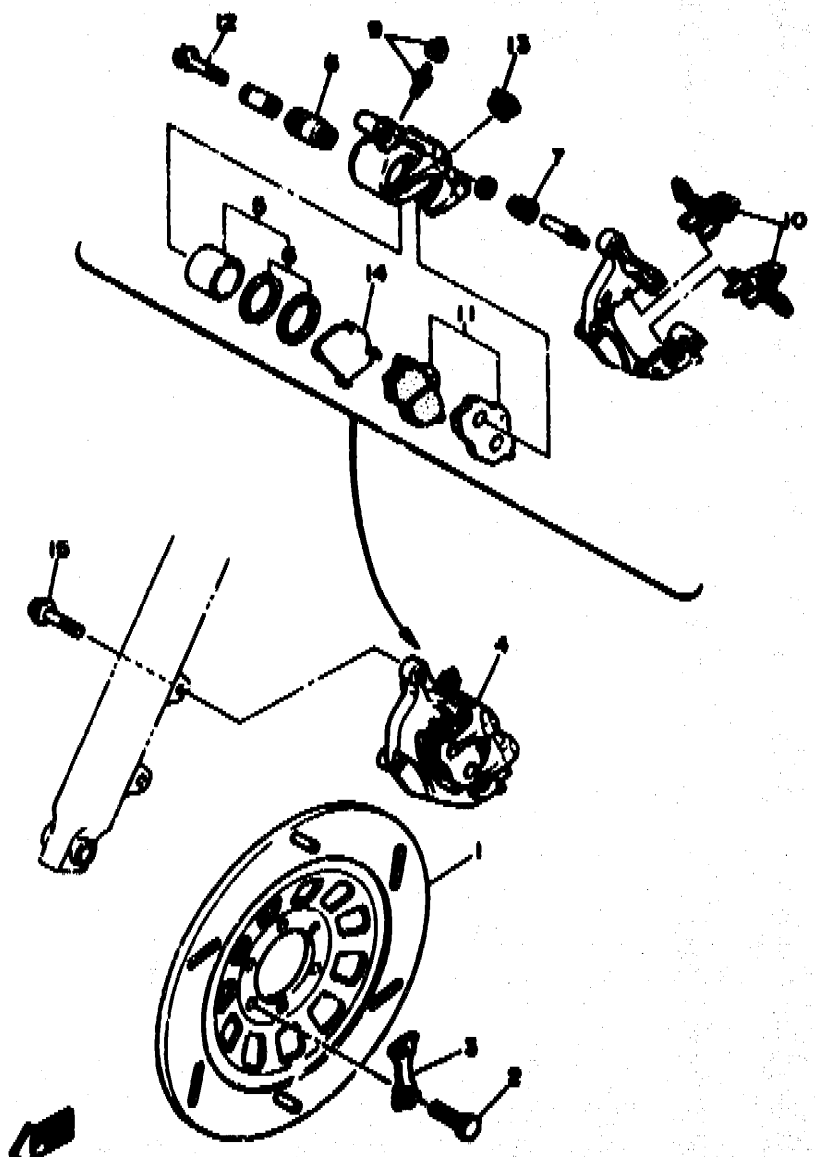
Front Wheel	D15
Front Brake Caliper	E2
Rear Wheel	E3 ~ E4
Steering Handle, Cable	E5
Front Master Cylinder	E6
Stand, Footrest	E7 ~ E9
Generator	E10
Starting Motor	E11
Flasher Light	E12 ~ E13
Meter	E14
Headlight	E15
Taillight	F2
Handle Switch, Lever	F3
Electrical 1	F4
Electrical 2	F5

INDEX

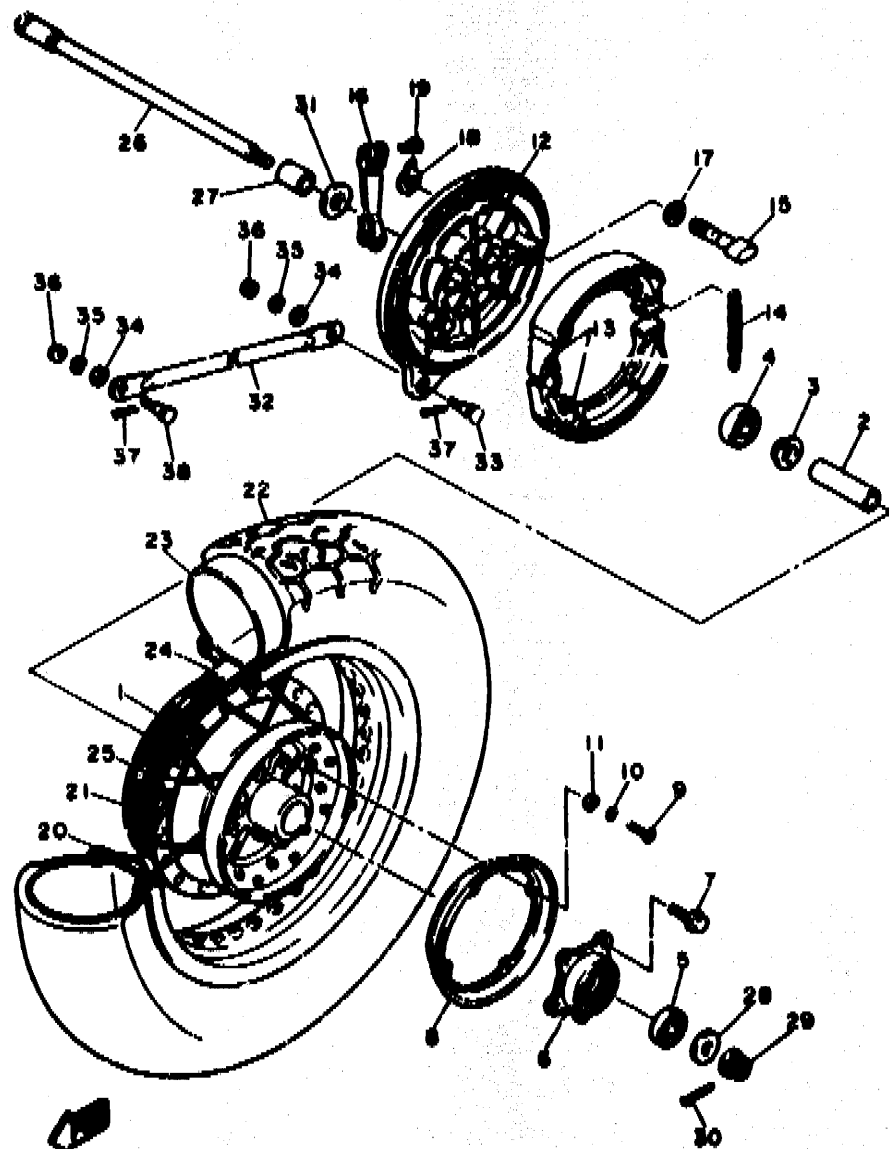
Numerical Index	M1 ~ M4
-----------------------	---------

FIG. 29 FRONT BRAKE CALIPER

REF. NO.	PART NO.	DESCRIPTION	Q'TY	REMARKS
1	3JB-25831-00	DISC, brake (RIGHT)	1	
2	90101-08312	BOLT	6	
3	1J3-25834-01	WASHER, lock	3	
4	3JB-2580U-00	CALIPER ASSY (RIGHT)	1	
5	2GV-W0057-00	.PISTON ASSY, caliper	1	
6	2GV-W0047-00	..CALIPER SEAL KIT	1	
7	5R2-25937-00	.BOOT 2	1	
8	34X-25937-00	.BOOT 2	1	
9	51L-W0048-00	.BREED SCREW KIT	1	
10	2GV-25919-00	.SUPPORT, pad	2	
11	3JB-W0045-00	.BRAKE PAD KIT	1	
12	34X-25926-00	.BOLT	1	
13	34X-25845-00	.CAP, indicator	1	
14	3JB-25827-00	.SHIM, caliper	1	
15	90105-10308	BOLT, washer based	2	



2BT3281-0000



26V110-7300

FHL 30 REAR WHEEL

REF. NO.	PART NO.	DESCRIPTION	Q'TY	REMARKS
1	2GV-25311-00-35	HUB, rear	1	SILVER
2	2GV-25317-00	SPACER, bearing	1	
3	146-25115-00	FLANGE, spacer 1	1	
4	93306-30209	BEARING	1	
5	93306-30203	BEARING (863022)	1	
6	2GV-25366-00	CLUTCH, hub	1	
7	90105-10200	BOLT, washer-based	5	
8	2GV-25319-00	SEAL, hub dust	1	
9	98501-05012	SCREW, pan head	4	
10	92901-05100	WASHER, spring	4	
11	92901-05600	WASHER, plate	4	
12	2NT-25321-00	PLATE, brake shoe	1	
13	3DR-W2536-00	BRAKE SHOE SET	1	
14	90507-20002	SPRING, tension	2	
15	4H7-25351-00	CAMSHAFT	1	
16	214-25355-00	LEVER, camshaft	1	
17	90201-14218	WASHER, plate	1	
18	4H7-2533A-02	PLATE, indicator	1	
19	90101-06291	BOLT	1	
20	94430-15477	RIM	1	
21	2GV-25304-00	SPOKE SET, rear	1	
22	94114-154U2	TIRE (140/90-15M/C70SK425)	1	UR BRIDGESTONE
	94114-156U1	TIRE (140/90-15M/C70SK425)	1	UR DUNLOP
23	94214-15223	TUBE (140-15)	1	UR BRIDGESTONE
	94214-15225	TUBE (140/90-15)	1	UR DUNLOP
24	94330-15134	BAND, rim (3.00-15)	1	BRIDGESTONE
25	154-25398-00	BALANCER, wheel	1	UN
26	26V-25381-00	AXLE, wheel	1	

ES

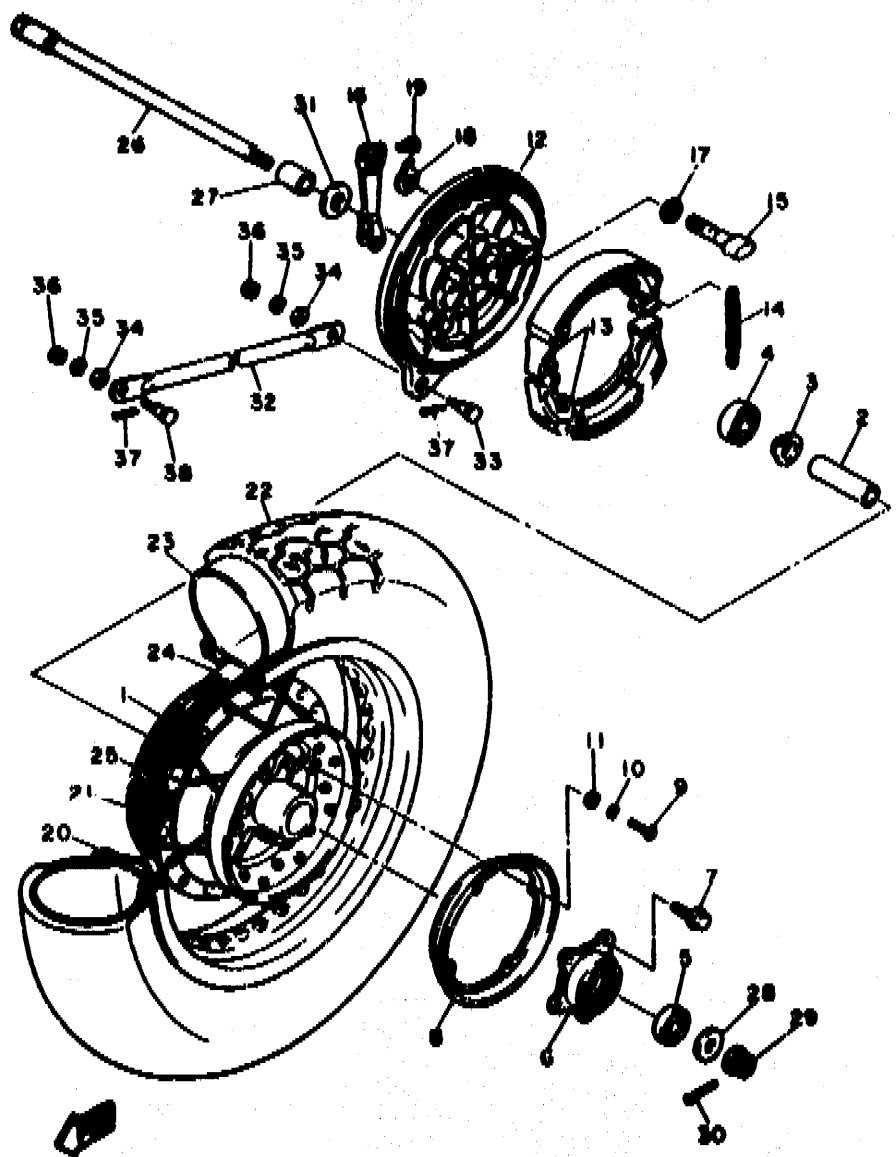
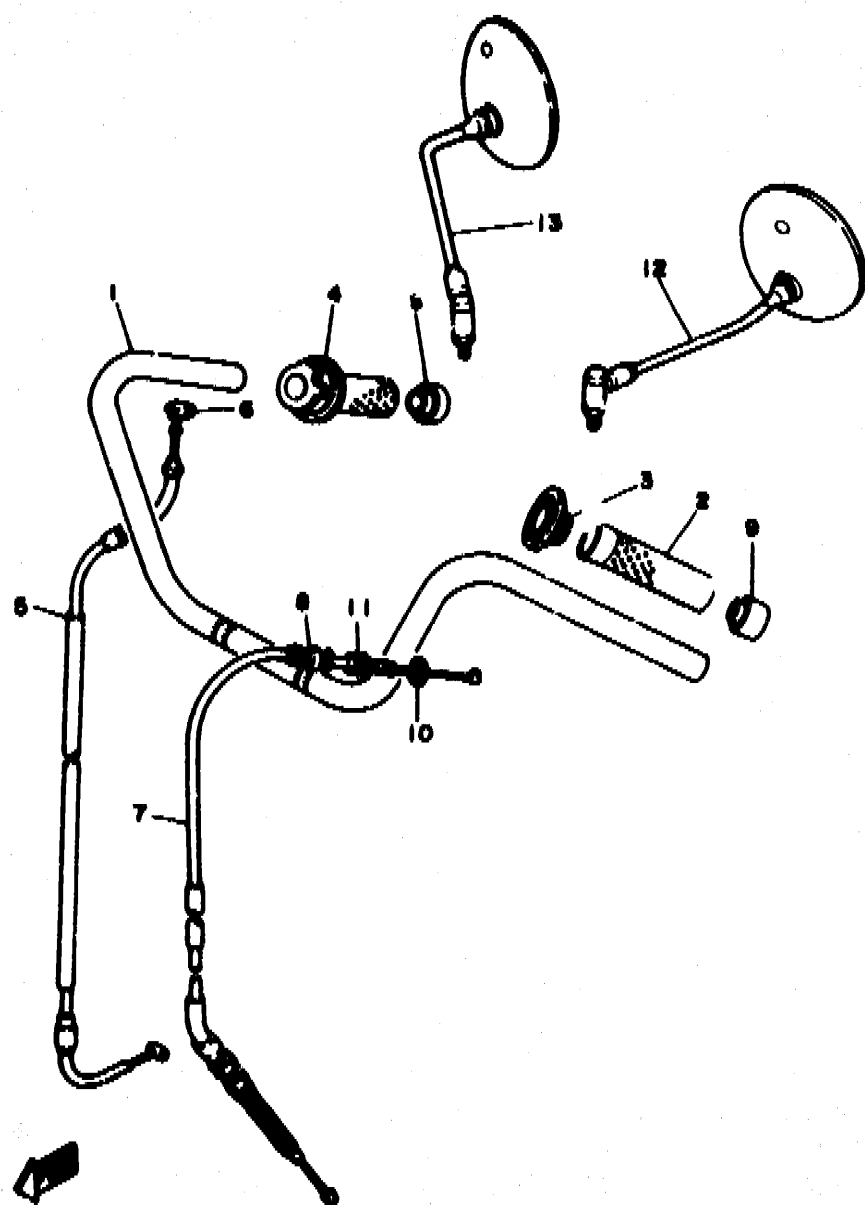


FIG. 30 GEAR WHEEL

REF. NO.	PART NO.	DESCRIPTION	Q'TY	REMARKS
27	90387-15780	COLLAR	1	
28	90201-144J5	WASHER, plate	1	
29	90171-14031	NUT, castle	1	
30	91401-30030	PIN, cotter	1	
31	22U-25377-70	COLLAR, wheel	1	
32	42X-25371-00	BAR, tension	1	
33	90109-08406	BOLT	1	
34	92901-08600	WASHER, plate	2	
35	92990-08100	WASHER, spring	2	
36	95303-08700	NUT	2	
37	91401-20015	PIN, cotter	2	
38	90109-08368	BOLT	1	

39V116-7900





3070220-0210

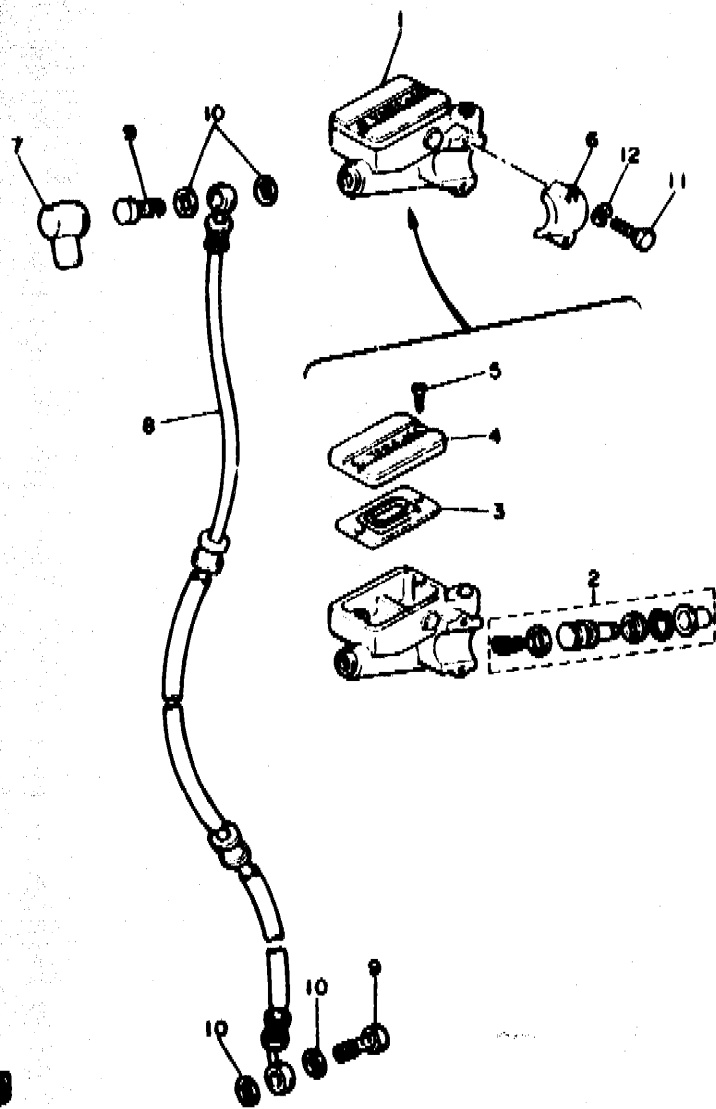
FIG. 31 STEERING HANDLE, CABLE

REF. NO.	PART NO.	DESCRIPTION	Q'TY	REMARKS
1	26V-26111-10	HANDLEBAR	1	
2	3JB-26241-00	GRIP (LEFT)	1	
3	3JB-26273-00	ROTOR	1	
4	3JB-26240-00	GRIP ASSY	1	
5	2NU-26311-00	CABLE, throttle 1	1	
6	5HO-26393-00	HOLDER	1	
7	55U-26335-01	CABLE, clutch	1	
8	1E6-26342-00	BOOT, cable	1	
9	3JB-2628J-00	CAP, grip	2	
10	90179-08148	NUT	1	
11	90123-08046	BOLT	1	
12	1J7-26290-F0	BACK MIRROR ASSY (LEFT)	1	
13	1J7-26290-G0	BACK MIRROR ASSY (RIGHT)	1	

ES

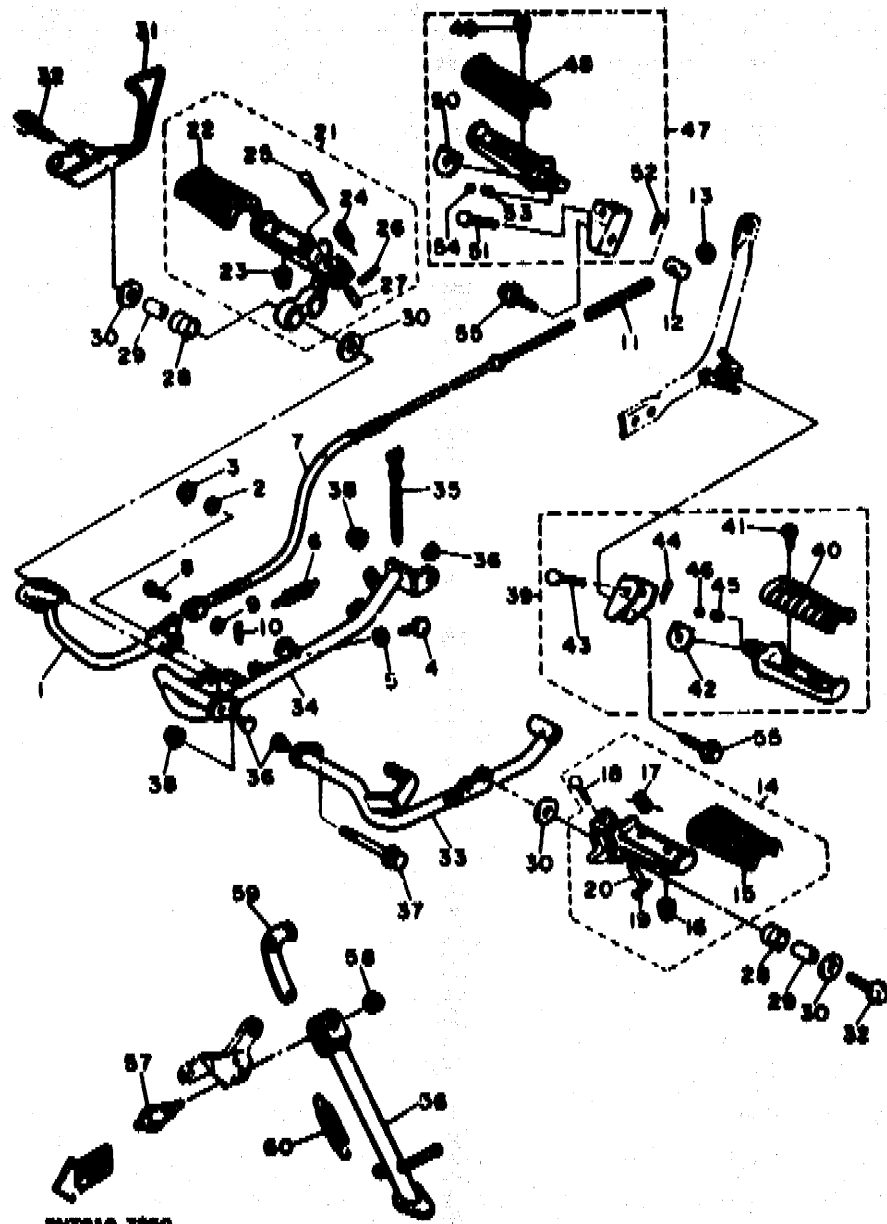
FIG. 32 FRONT MASTER CYLINDER

KEY NO.	PART NO.	DESCRIPTION	Q'TY	REMARKS
1	4H7-25850-02	MASTER CYLINDER ASSY	1	
2	4H7-00041-00	.CYLINDER KIT, master	1	
3	4L0-25754-00	.DIAPHRAGM, reservoir	1	
4	4H7-25852-00	.CAP, reservoir	1	
5	98706-04010	.SCREW, flat head	2	
6	4L0-25867-00	BRACKET, master cylinder	1	
7	4L0-25862-00	BOOT, master cylinder	1	
8	2GV-25872-01	HOSE, brake 1	1	
9	90401-10096	BOLT, union	2	
10	90201-10118	WASHER, plate	4	
11	97016-06025	BOLT	2	
12	92906-06100	WASHER, spring	2	



3VL361-8320

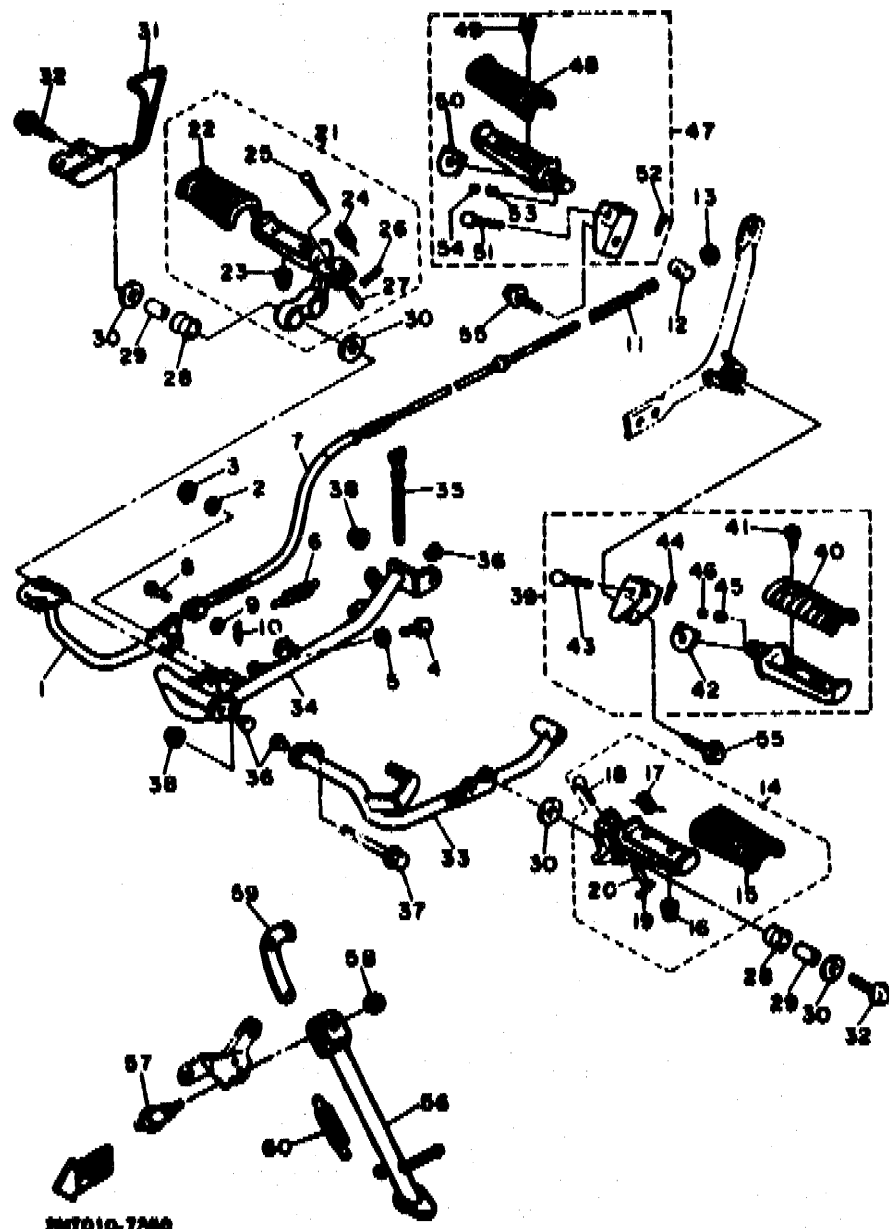




ZNT010-7260

FIG. 33 STAND, FOOTREST

REF. NO.	PART NO.	DESCRIPTION	Q'TY	REMARKS
1	2GV-27211-00-93	PEDAL, brake	1	CHROME PLATED
2	90201-152L1	WASHER, plate	1	
3	99009-15400	CIRCLIP	1	
4	90101-06288	BOLT	1	
5	95303-06600	NUT	1	
6	90506-20380	SPRING, tension	1	
7	2GV-26351-00	CABLE, brake	1	
8	91701-06022	PIN, clevis	1	
9	92901-06200	WASHER, plain	1	
10	91401-20015	PIN, cotter	1	
11	90501-10245	SPRING, compression	1	
12	90249-12008	PIN	1	
13	90179-06176	NUT	1	
14	1RM-27410-00-93	FRONT FOOTREST ASSY (LEFT)	1	CHROME PLATED
15	1NH-27413-00	.COVER, footrest	1	
16	90176-06058	.NUT, crown	2	
17	90508-18696	.SPRING, torsion	1	
18	91701-08038	.PIN, clevis	1	
19	91401-25015	.PIN, cotter	1	
20	90387-087K5	.COLLAR	1	
21	1RM-27420-00-93	FRONT FOOTREST ASSY (RIGHT)	1	CHROME PLATED
22	1NH-27413-00	.COVER, footrest	1	
23	90176-06058	.NUT, crown	2	
24	90508-18696	.SPRING, torsion	1	
25	91701-08038	.PIN, clevis	1	
26	91401-25015	.PIN, cotter	1	
27	90387-087K5	.COLLAR	1	
28	4X7-27414-00	DAMPER, footrest	4	



2NT010-7260

FIG. 33 STAND, FOOTREST

REF. NO.	PART NO.	DESCRIPTION	Q'TY	REMARKS
29	90387-107A7	COLLAR	4	
30	90201-100A1	WASHER, plate	6	
31	2GV-27491-00	PROTECTOR	1	
32	90109-101A3	BOLT	4	
33	2GV-27471-00	BAR, footrest 1	1	
34	2GV-27472-00	BAR, footrest 2	1	
35	90466-13169	CLAMP	1	
36	90338-09161	PLUG	3	
37	90105-10312	BOLT, washer based	1	
38	95701-10500	NUT, flange	2	
39	2NT-27430-00	REAR FOOTREST ASSY 1	1	
40	1NH-27433-00	.COVER, rear footrest	1	
41	92013-06012	.BOLT	2	
42	2NT-27437-00	.WASHER, special	1	
43	91701-06032	.PIN, clevis	1	
44	91401-20015	.PIN, cotter	1	
45	90501-12743	.SPRING, compression	1	
46	93501-04011	.BALL	1	
47	2NT-27440-00	REAR FOOTREST ASSY 2	1	
48	1NH-27433-00	.COVER, rear footrest	1	
49	92013-06012	.BOLT	2	
50	2NT-27437-00	.WASHER, special	1	
51	91701-06032	.PIN, clevis	1	
52	91401-20015	.PIN, cotter	1	
53	90501-12743	.SPRING, compression	1	
54	93501-04011	.BALL	1	
55	96811-10016	BOLT, flange	2	
56	2GV-27311-00-84	STAND, side	1	BLACK

ES

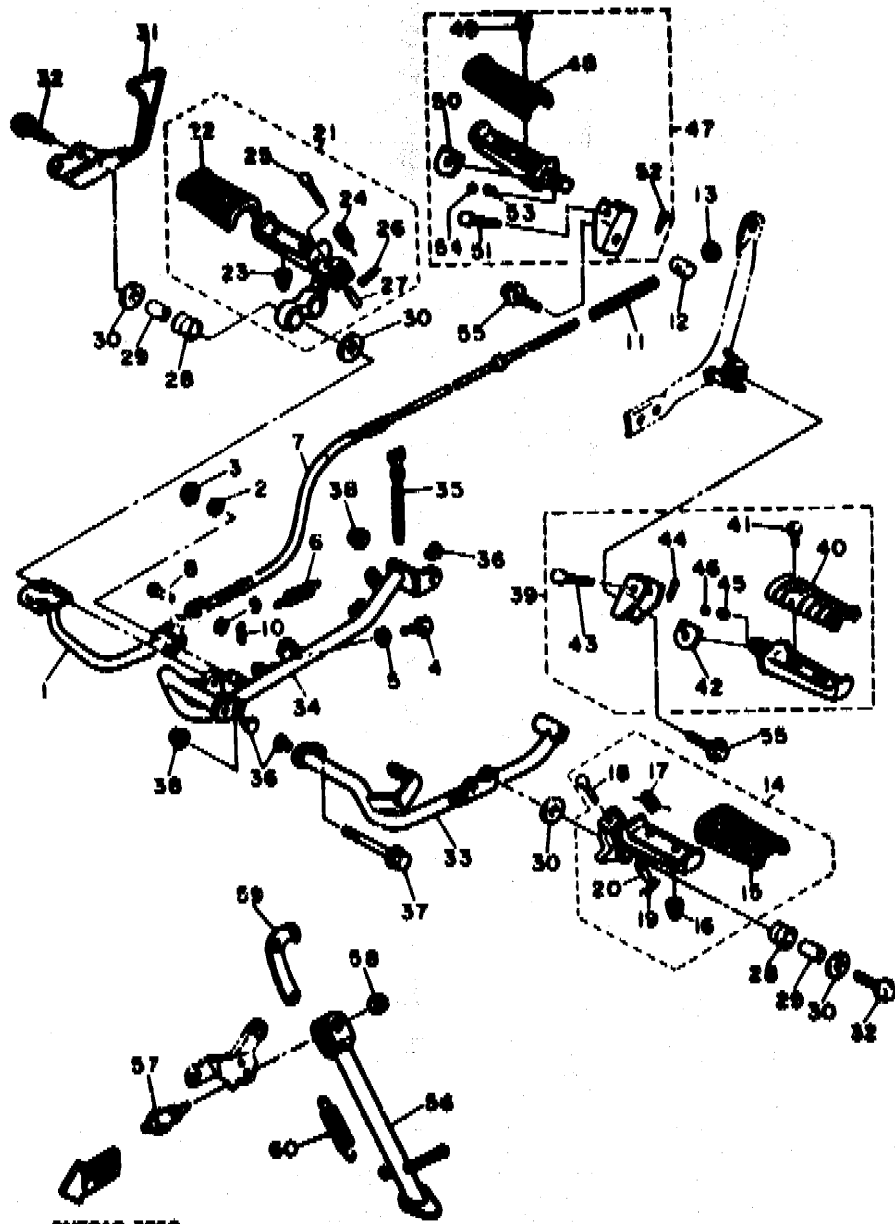


FIG. 33 STAND, FOOTREST

REF. NO.	PART NO.	DESCRIPTION	Q'TY	REMARKS
57	90109-10474	BOLT	1	
58	90186-10037	NUT, self-locking	1	
59	5M0-27315-00	LINK, side stand	1	
60	90506-29266	SPRING, tension	1	

3MT010-7360

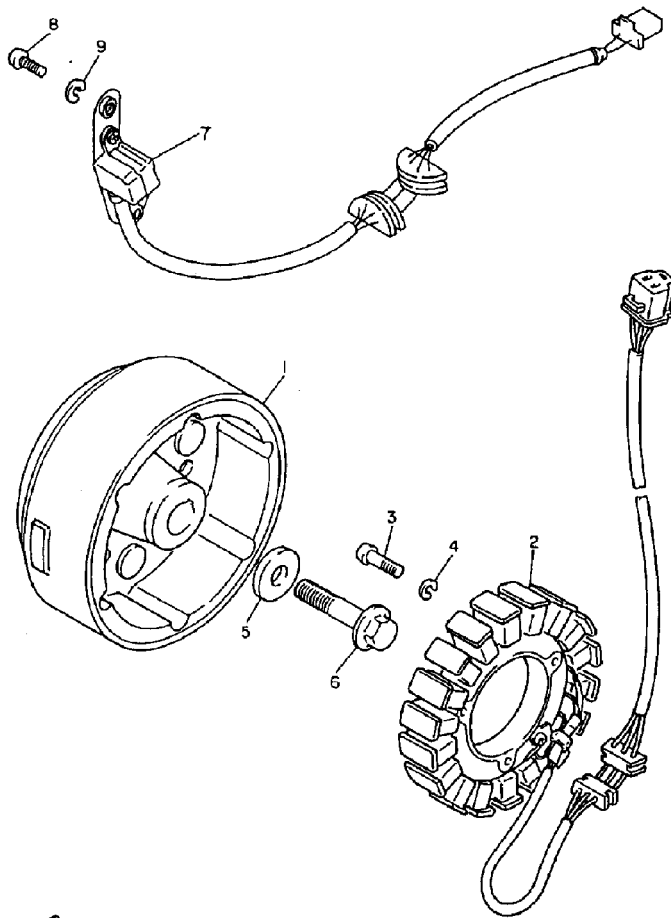


FIG. 26 GENERATOR

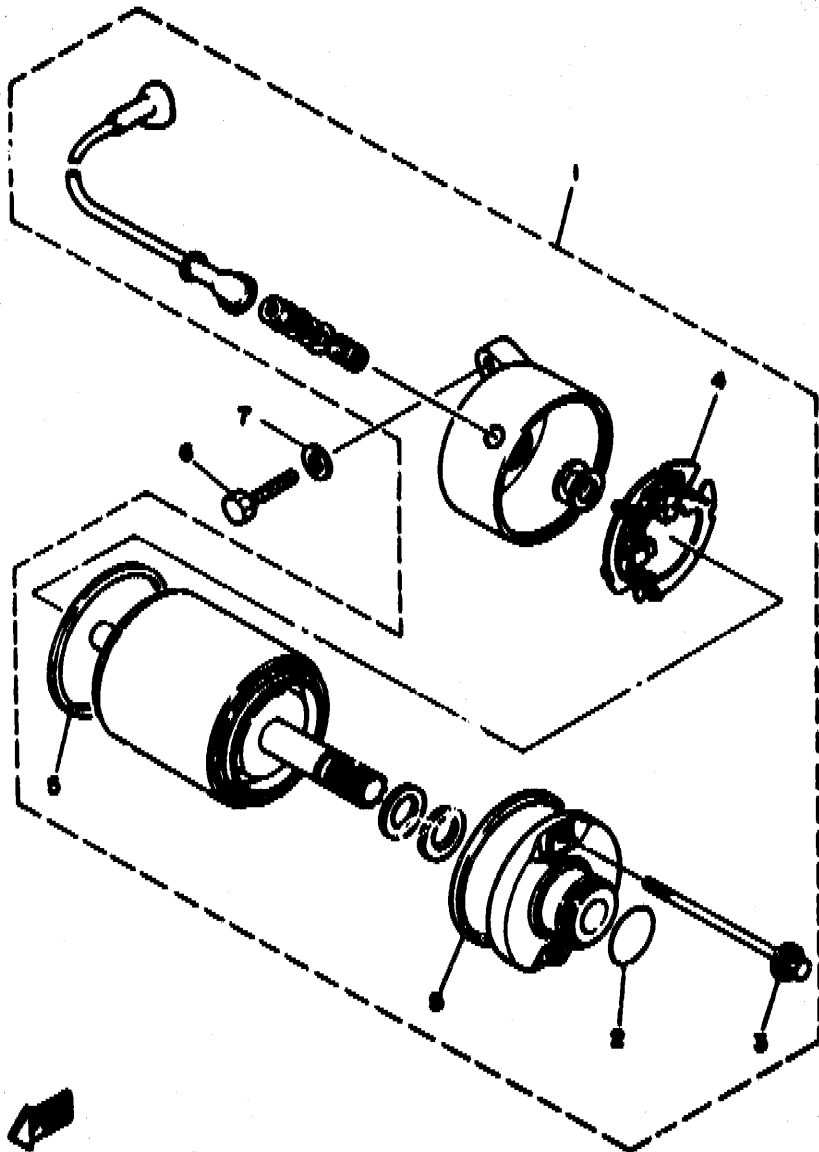
REF. NO.	PART NO.	DESCRIPTION	Q'TY	REMARKS
1	38T-81460-00	ROTOR ASSY	1	
2	26V-81410-20	STATOR ASSY	1	
3	98501-06025	SCREW, pan head	3	
4	92990-06100	WASHER, spring	3	
5	90201-107K6	WASHER, plate	1	
6	90105-10152	BOLT, washer based	1	
7	38T-81670-00	PICK-UP ASSY	1	
8	98501-06020	SCREW, pan head	3	
9	92990-06100	WASHER, spring	3	

END

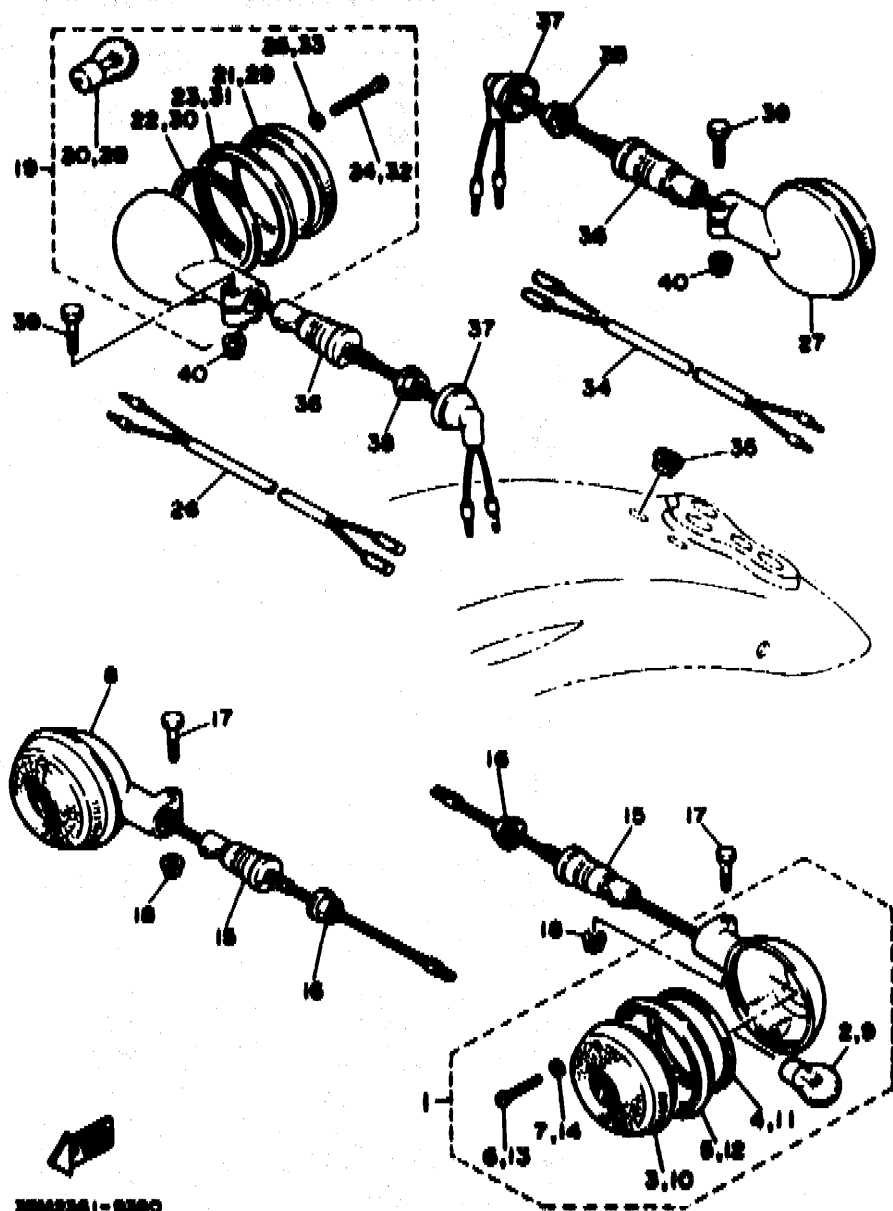
3JC6100-5350

FIG. 26 STARTING MOTOR

DET. NO.	PART NO.	DESCRIPTION	Q'TY	REMARKS
1	3JB-81800-00	STARTING MOTOR ASSY	1	
2	26M-81847-00	O-RING	1	
3	3ME-81826-00	BOLT	2	
4	3KS-81840-00	BRUSH HOLDER ASSY	1	
5	11H-81844-00	GASKET	2	
6	97021-06025	BOLT	2	
7	92901-06600	WASHER, plate	2	



3JB81800-0070



3843361-0000

FIG. 36 FLASHER LIGHT

REF. NO.	PART NO.	DESCRIPTION	Q'TY	REMARKS
1	3LS-83310-00	FRONT FLASHER LIGHT ASSY 1	1	
2	1KT-PC311-00	.BULB (12V-21W)	1	
3	42X-43312-00	.LENS, flasher	1	
4	42X-83313-00	.GASKET, flasher lens	1	
5	42X-83363-00	.LENS, rim	1	
6	341-83333-70	.SCREW, lens fitting	2	
7	42X-83359-00	.WASHER, special	2	
8	3LS-83320-00	FRONT FLASHER LIGHT ASSY 2	1	
9	1KT-83311-00	.BULB (12V-21W)	1	
10	42X-83312-00	.LENS, flasher	1	
11	42X-83313-00	.GASKET, flasher lens	1	
12	42X-83363-00	.LENS, rim	1	
13	341-83333-70	.SCREW, lens fitting	2	
14	42X-83359-00	.WASHER, special	2	
15	1AA-83318-00	STAY, flasher 1	2	
16	95303-12600	NUT	2	
17	97003-06030	BOLT	2	
18	95701-06500	NUT, flange	2	
19	3RM-83330-10	REAR FLASHER LIGHT ASSY 1	1	
20	1KT-83311-00	.BULB (12V-21W)	1	
21	2AE-83312-00	.LENS, flasher	1	
22	42X-83313-00	.GASKET, flasher lens	1	
23	42X-83363-00	.LENS, rim	1	
24	341-83333-70	.SCREW, lens fitting	2	
25	42X-83359-00	.WASHER, special	2	
26	3RM-82509-00	WIRE, sub lead	1	
27	3RM-83340-10	REAR FLASHER LIGHT ASSY 2	1	
28	1KT-83311-00	.BULB (12V-21W)	1	

E12

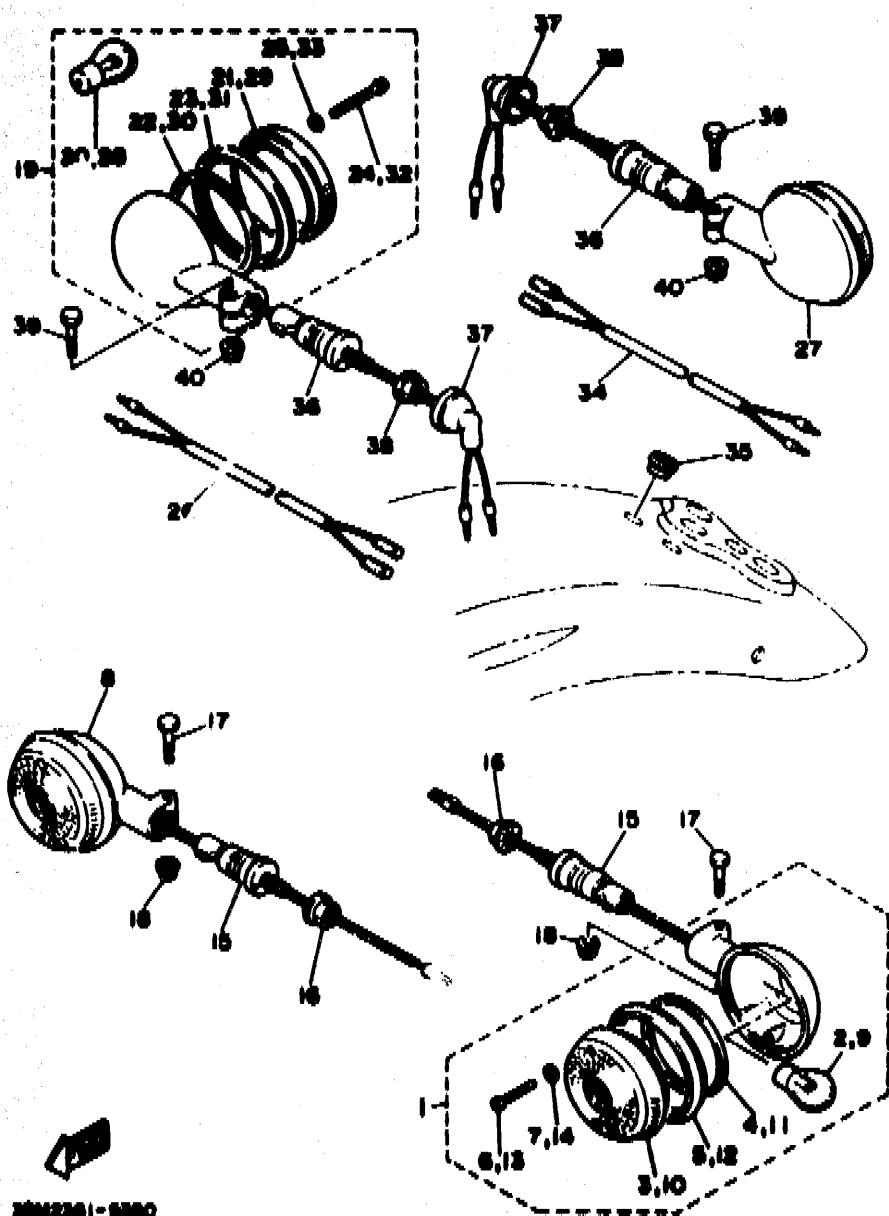


FIG. 36 FLASHER LIGHT

REF. NO.	PART NO.	DESCRIPTION	Q'TY	REMARKS
29	2AE-83312-00	.LENS, flasher	1	
30	42X-83313-00	.GASKET, flasher lens	1	
31	42X-83363-00	.LENS, rim	1	
32	341-83333-70	.SCREW, lens fitting	2	
33	42X-83359-00	.WASHER, special	2	
34	38M-82509-10	WIRE, sub lead	1	
35	90480-12013	GROMMET	2	
36	1AA-83318-00	STAY, flasher 1	2	
37	186-83365-00	CAP	2	
38	95302-12600	NUT	2	
39	97003-06030	BOLT	2	
40	95701-06500	NUT, flange	2	

28M2361-6550

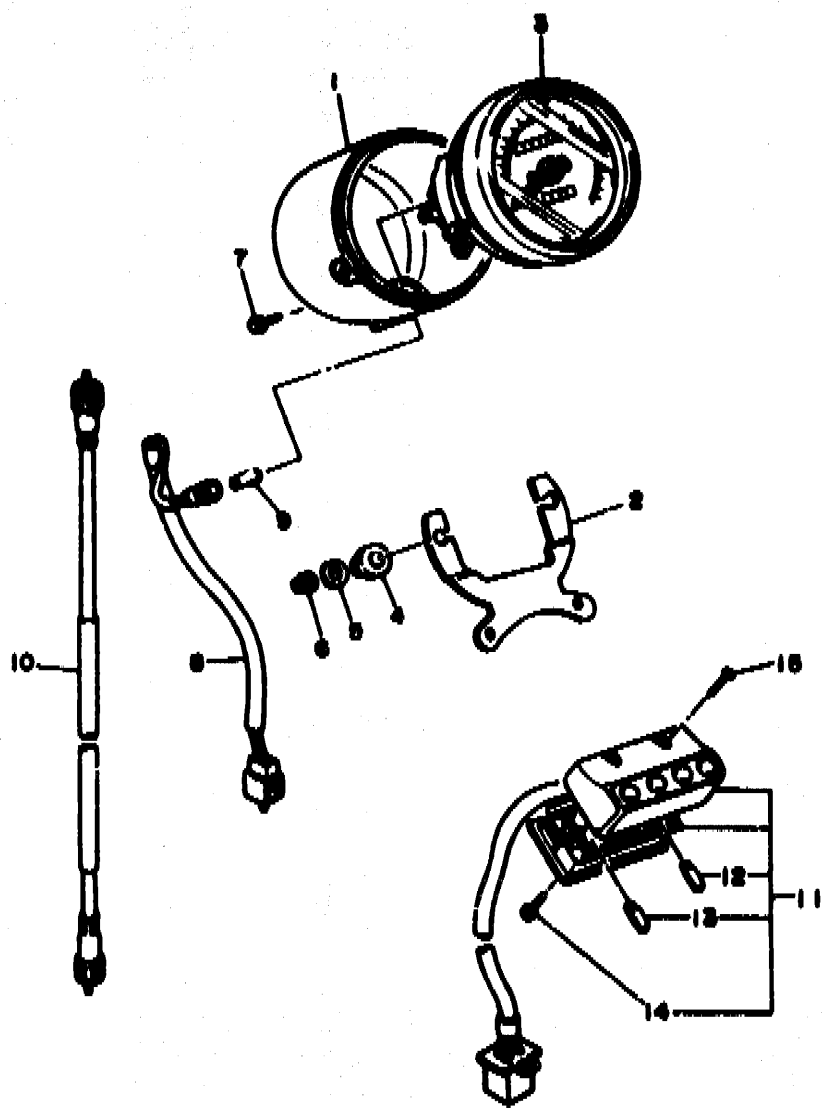


FIG. 37 METER

REF. NO.	PART NO.	DESCRIPTION	Q'TY	REMARKS
1	1FK-83507-00	COVER, speedometer	1	
2	2GV-83519-00	BRACKET, meter	1	
3	2JV-8351A-F0	METER ASSY	1	
4	12R-83513-00	DAMPER	2	
5	90201-05031	WASHER, plate	2	
6	95303-05600	NUT	2	
7	90164-04009	SCREW, tapping	1	
8	2GV-83509-00	SOCKET CORD ASSY	1	
9	42X-83517-00	BULB (12V-3W)	1	
10	34L-83550-01	SPEEDOMETER CABLE ASSY	1	
11	38T-83530-10	PILOT LIGHT ASSY	1	
12	42X-83517-00	BULB (12V-3W)	2	
13	2GV-83517-00	BULB, (12V-1.7W)	1	
14	90164-03010	SCREW, tapping	1	
15	98511-04025	SCREW, pan head	2	

30M4261-0370

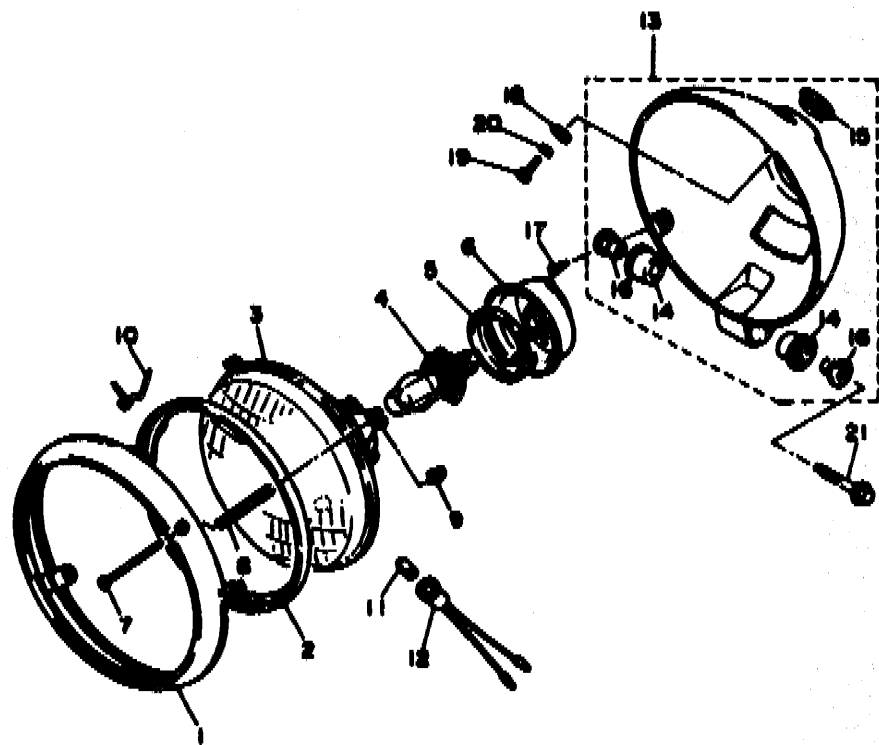


FIG. 30 HEADLIGHT

QTY.	PART NO.	DESCRIPTION	Q'TY	REMARKS
1	42X-84315-01	RIM, headlight	1	
2	5Y3-84395-00	RING, retaining	1	
3	2AE-84320-60	LENS ASSY	1	
4	*	BULB (12V-60/55W)	1	LM HALOGEN
5	2F9-84375-00	FITTING PLATE, bulb	1	
6	2F9-84397-01	COVER, socket	1	
7	20X-84331-00	SCREW, rim adjusting	2	
8	1A0-84332-60	SPRING, screw	2	
9	198-84334-60	NUT, adjusting	2	
10	42X-84124-60	SPRING, set	1	
11	4E2-84347-00	BULB (12V-4W)	1	
12	34L-84346-00	SOCKET, pilot light	1	
13	42X-84330-01	BODY ASSY	1	EMPRESS MAROON
14	42X-84345-00	.DAMPER, headlight	2	
15	42X-84366-00	.DAMPER, headlight 1	1	
16	42X-84338-00	.COLLAR, body fitting	2	
17	90157-05084	SCREW, pan head	2	
18	90201-061H3	WASHER, plate	1	
19	97313-06016	BOLT	1	
20	92990-06100	WASHER, spring	1	
21	95021-08040	BOLT, flange	1	

8400-02720

CONTENTS

ENGINE

Cylinder Head	B2 ~ B3
Cylinder	B4
Crankshaft, Piston	B5
Valve	B6
Crankshaft, Chain	B7
Oil Pump	B8
Oil Cleaner	B9
Intake	B10
Carburetor	B11 ~ B12
Exhaust	B13 ~ B14
Crankcase	B15 ~ C2
Crankcase Cover 1	C3 ~ C4
Starter Clutch	C5
Clutch	C6 ~ C7
Transmission	C8
Middle Drive Gear	C9
Shift Cam, Fork	C10
Shift Shaft	C11

CHASSIS

Frame	C12 ~ C13
Fender	C14 ~ C15
Side Cover	D2 ~ D3
Rear Arm, Suspension	D4
Drive Shaft	D5 ~ D6
Steering	D7 ~ D8
Front Fork	D9 ~ D10
Fuel Tank	D11 ~ D13
Seat	D14

Front Wheel	D15
Front Brake Caliper	E2
Rear Wheel	E3 ~ E4
Steering Handle, Cable	E5
Front Master Cylinder	E6
Stand, Footrest	E7 ~ E9
Generator	E10
Starting Motor	E11
Flasher Light	E12 ~ E13
Meter	E14
Headlight	E15
Taillight	F2
Handle Switch, Lever	F3
Electrical 1	F4
Electrical 2	F5

INDEX

Numerical Index	M1 ~ M4
-----------------------	---------

CONTENTS

ENGINE

Cylinder Head	B2 ~ B3
Cylinder	B4
Crankshaft, Piston	B5
Valve	B6
Camshaft, Chain	B7
Oil Pump	B8
Oil Cleaner	B9
Intake	B10
Carburetor	B11 ~ B12
Exhaust	B13 ~ B14
Crankcase	B15 ~ C2
Crankcase Cover 1	C3 ~ C4
Starter Clutch	C5
Clutch	C6 ~ C7
Transmission	C8
Middle Drive Gear	C9
Shift Cam, Fork	C10
Shift Shaft	C11

CHASSIS

Frame	C12 ~ C13
Fender	C14 ~ C15
Side Cover	D2 ~ D3
Rear Arm, Suspension	D4
Drive Shaft	D5 ~ D6
Steering	D7 ~ D8
Front Fork	D9 ~ D10
Fuel Tank	D11 ~ D13
Seat	D14

Front Wheel	D15
Front Brake Caliper	E2
Rear Wheel	E3 ~ E4
Steering Handle, Cable	E5
Front Master Cylinder	E6
Stand, Footrest	E7 ~ E9
Generator	E10
Starting Motor	E11
Flasher Light	E12 ~ E13
Meter	E14
Headlight	E15
Taillight	F2
Handle Switch, Lever	F3
Electrical 1	F4
Electrical 2	F5

INDEX

Numerical Index	M1 ~ M4
-----------------------	---------

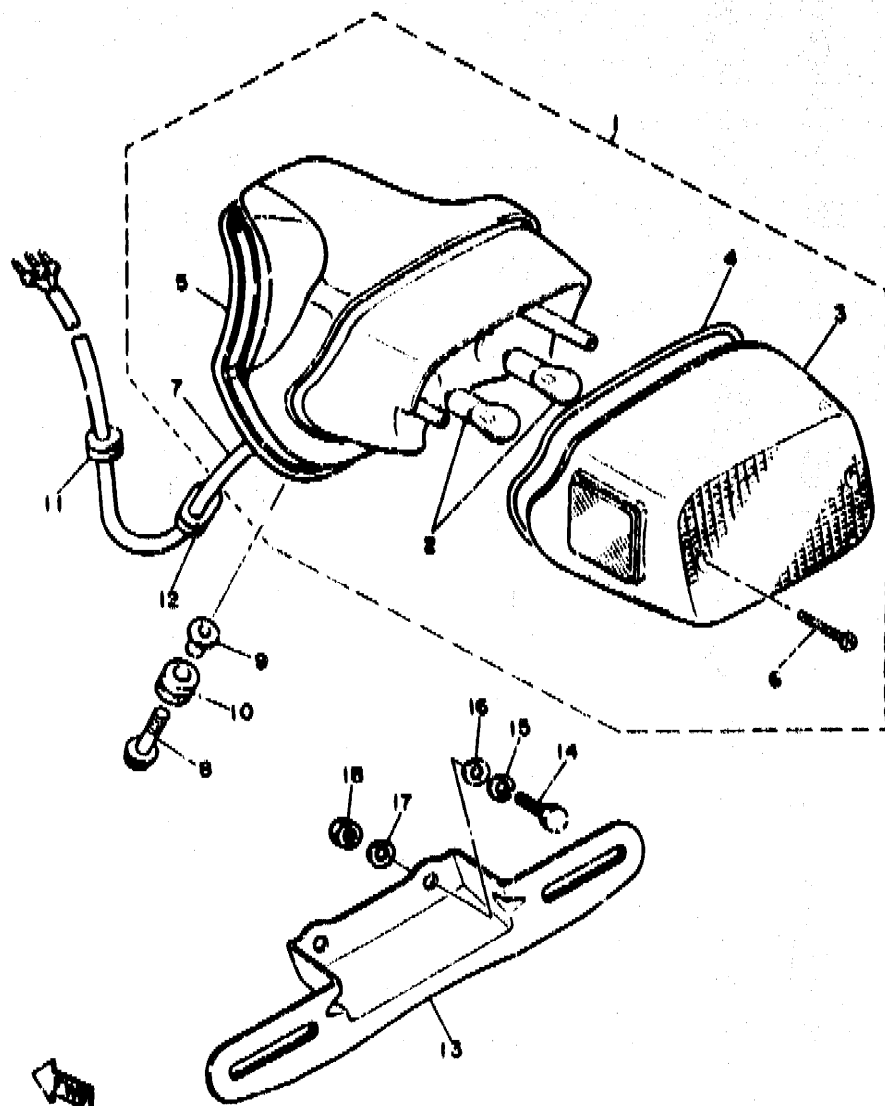


FIG. 30 TAILLIGHT

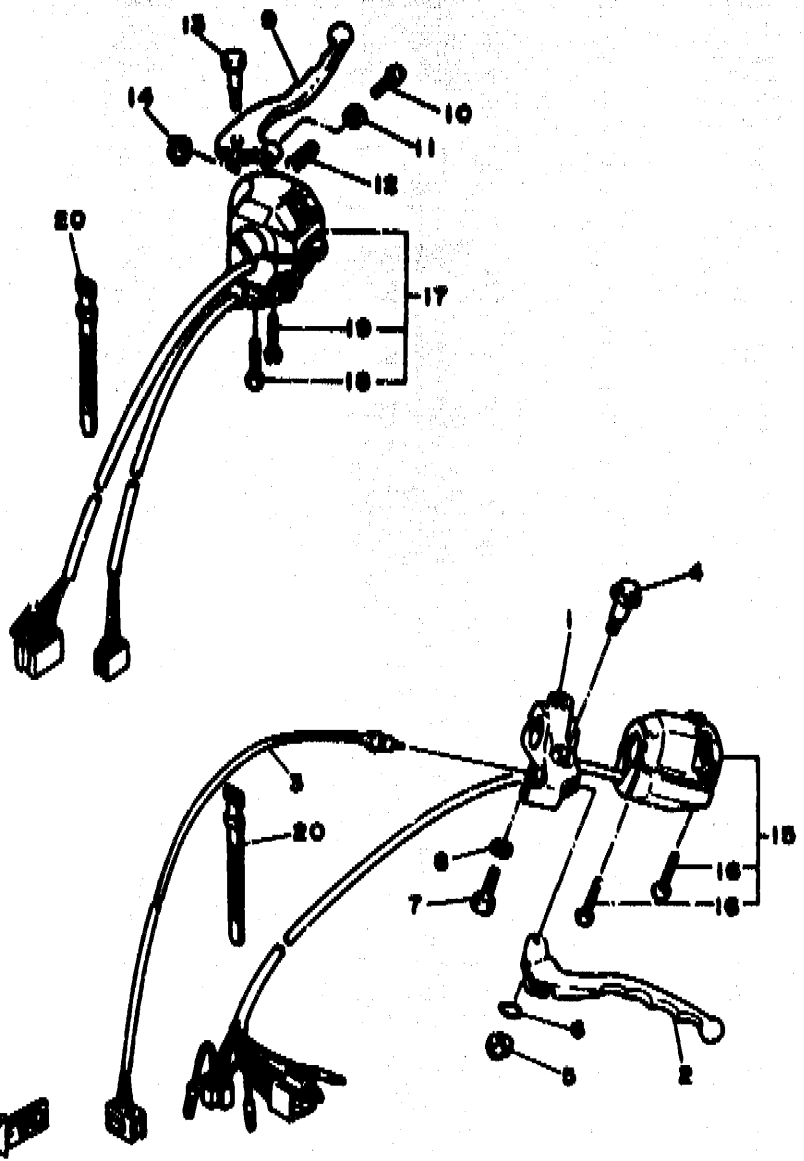
REF. NO.	PART NO.	DESCRIPTION	Q'TY	REMARKS
1	2YL-84700-EO	TAILLIGHT ASSY	1	
2	31L-84714-00	.BULB, taillight (12V-21/5W)	2	
3	2AE-84721-00	.LENS, taillight	1	
4	42X-84723-01	.GASKET, tail lens	1	
5	1RM-84704-00	.GASKET, taillight	1	
6	97701-40525	.SCREW, tapping	2	
7	2GV-84717-00	.CORD, taillight	1	
8	90119-06097	BOLT, with washer	3	
9	90387-06026	COLLAR	3	
10	90480-14229	GROMMET	3	
11	90480-16112	GROMMET	1	
12	90480-15061	GROMMET	2	
13	2YL-84751-00	BRACKET, license	1	
14	97001-06018	BOLT	2	
15	92990-06100	WASHER, spring	2	
16	92901-06600	WASHER, plate	2	
17	92990-06200	WASHER, plain	2	
18	95303-06600	NUT	2	

38M1361-8390

F2

FIG. 40 HANDLE SWITCH, LEVER

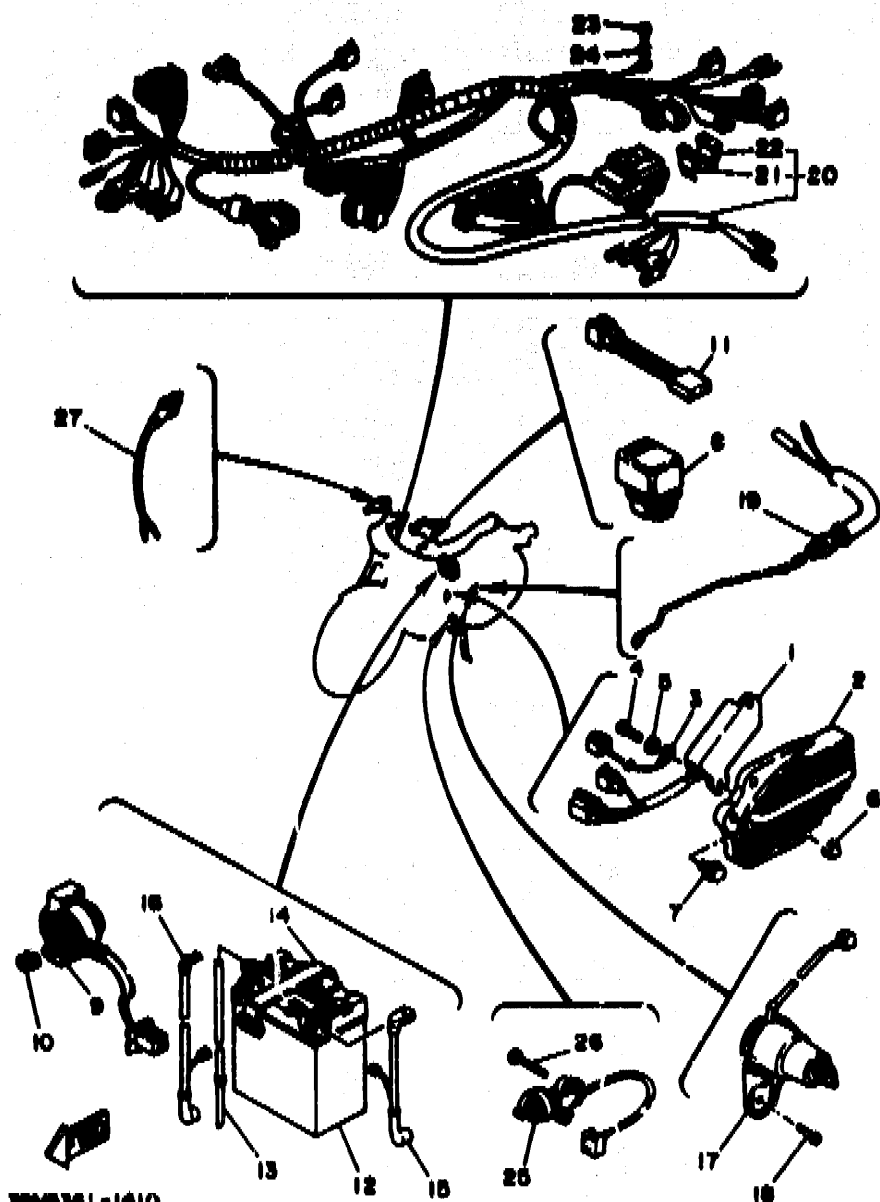
REF. NO.	PART NO.	DESCRIPTION	Q'TY	REMARKS
1	10N-82911-00	HOLDER, lever 1	1	
2	26V-83912-00	LEVER 1	1	
3	20V-82917-00	SWITCH	1	
4	90109-06797	BOLT	1	
5	95616-06100	NUT, u	1	
6	93210-11393	O-RING	1	
7	97006-06022	BOLT	1	
8	92904-06100	WASHER, spring	1	
9	2W1-83922-00	LEVER 2	1	
10	90149-06153	SCREW	1	
11	90170-06010	NUT	1	
12	90501-10312	SPRING, compression	1	
13	90109-06577	BOLT	1	
14	95601-06100	NUT, u	1	
15	2YL-83972-00	SWITCH, handle 4	1	
16	98501-05035	.SCREW, pan head	2	
17	2NU-83972-10	SWITCH, handle 4	1	
18	98506-05040	.SCREW, pan head	1	
19	98506-05045	.SCREW, pan head	1	
20	437-83936-01	BAND, switch cord	4	



38T3551-9430

F3

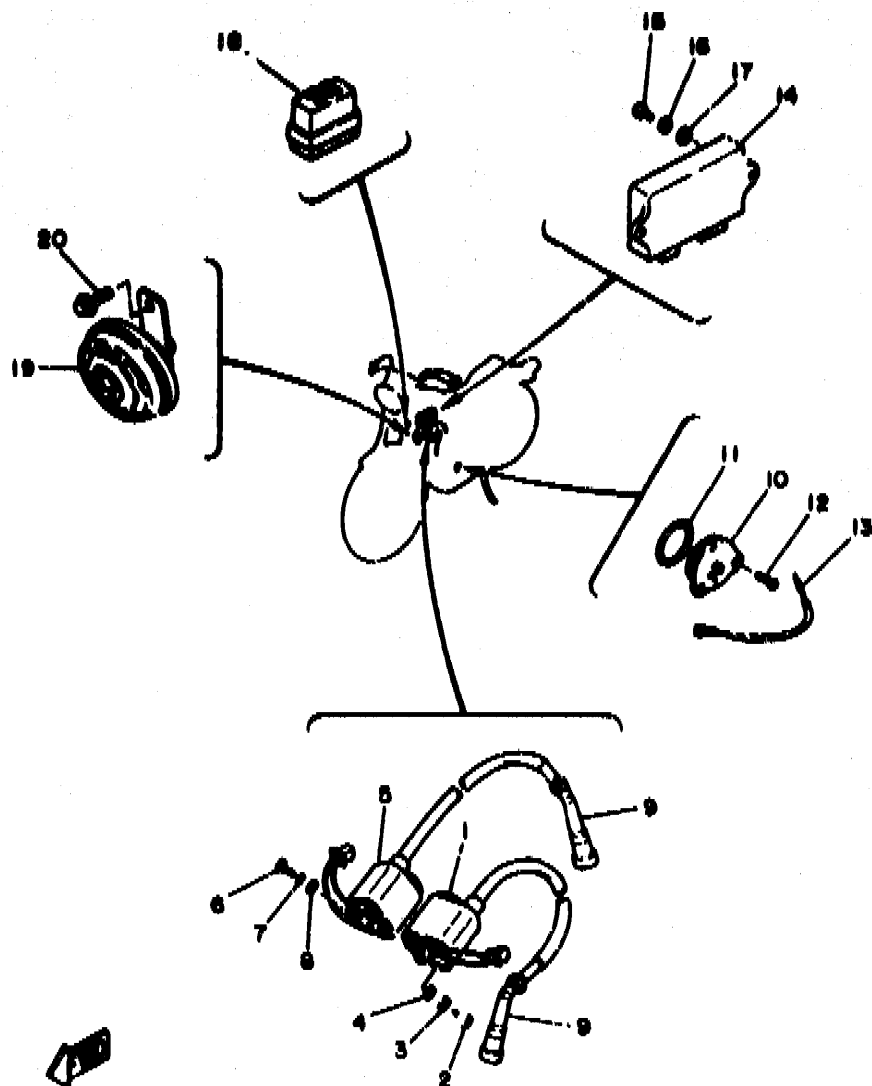
FIG. 41 ELECTRICAL 1



38MS381-1410

REF. NO.	PART NO.	DESCRIPTION	Q'TY	REMARKS
1	42X-81940-A1	RECTIFIER & REGULATOR ASSY	1	
2	3JB-81976-00	PLATE, rectifier fitting	1	
3	3LR-83364-00	WIRE, earth lead 2	1	
4	98502-06016	SCREW, pan head	2	
5	92990-06600	WASHER, plate	2	
6	95303-06800	NUT, crown	2	
7	95801-06012	BOLT, flange	2	
8	25G-81950-01	RELAY ASSY	1	
9	JAY-81940-00	STARTER RELAY ASSY	1	
10	95701-06500	NUT, flange	2	
11	4M7-81980-M0	RECTIFIER 2	1	
12	1VJ-82110-60	BATTERY ASSY (GM12AZ-3A-2)	1	
13	90445-08248	HOSE	1	
14	120-82131-00	BAND, battery	1	
15	2GV-82116-00	WIRE, plus lead	1	
16	2GV-82116-00	WIRE, minus lead	1	
17	3BM-82510-00	MAIN SWITCH ASSY	1	
18	92016-08025	SCREW	1	
19	2GV-82530-03	STOP SWITCH ASSY	1	
20	3BT-82590-10	WIRE HARNESS ASSY	1	
21	36Y-82151-00	.FUSE (15A)	4	
22	1AE-82151-00	.FUSE (30A)	2	
23	98501-06010	SCREW, pan head	1	
24	92990-06600	WASHER, plate	1	
25	3XW-82566-00	SWITCH, side stand	1	
26	90157-05079	SCREW, pan head	2	
27	1A0-83980-30	FRONT STOP SWITCH ASSY	1	

F4



3BT8332-0420

FIG. 42 ELECTRICAL 2

QTY.	PART NO.	DESCRIPTION	Q'TY	REMARKS
1	2GV-82310-21	IGNITION COIL ASSY	1	
2	98506-05016	SCREW, pan head	2	
3	92906-06100	WASHER, spring	2	
4	92906-06600	WASHER, plate	2	
5	2GV-82320-20	IGNITION COIL ASSY	1	
6	98506-05016	SCREW, pan head	2	
7	92906-06100	WASHER, spring	2	
8	92906-06600	WASHER, plate	2	
9	2GV-82370-00	PLUG CAP ASSY	2	
10	1L9-82640-00	NEUTRAL SWITCH ASSY	1	
11	93710-29196	O-RING	1	
12	98701-05012	SCREW, flat head	3	
13	1FK-82641-00	WIRE, lead	1	
14	3BT-82305-00	IGNITOR UNIT ASSY	1	
15	98501-06020	SCREW, pan head	2	
16	92990-06100	WASHER, spring	2	
17	92990-06600	WASHER, plate	2	
18	41R-83350-71	FLASHER RELAY ASSY	1	
19	33M-83371-30	HORN	1	
20	55826-06010	BOLT, flange	1	

F5

CONTENTS

ENGINE

Cylinder Head	B2 ~ B3
Cylinder	B4
Crankshaft, Piston	B5
Valve	B6
Camshaft, Chain	B7
Oil Pump	B8
Oil Cleaner	B9
Intake	B10
Carburetor	B11 ~ B12
Exhaust	B13 ~ B14
Crankcase	B15 ~ C2
Crankcase Cover 1	C3 ~ C4
Starter Clutch	C5
Clutch	C6 ~ C7
Transmission	C8
Middle Drive Gear	C9
Shift Cam, Fork	C10
Shift Shaft	C11

CHASSIS

Frame	C12 ~ C13
Fender	C14 ~ C15
Side Cover	D2 ~ D3
Rear Arm, Suspension	D4
Drive Shaft	D5 ~ D6
Steering	D7 ~ D8
Front Fork	D9 ~ D10
Fuel Tank	D11 ~ D13
Seat	D14

Front Wheel	D15
Front Brake Caliper	E2
Rear Wheel	E3 ~ E4
Steering Handle, Cable	E5
Front Master Cylinder	E6
Stand, Footrest	E7 ~ E9
Generator	E10
Starting Motor	E11
Flasher Light	E12 ~ E13
Meter	E14
Headlight	E15
Taillight	F2
Handle Switch, Lever	F3
Electrical 1	F4
Electrical 2	F5

INDEX

Numerical Index	M1 ~ M4
-----------------------	---------

INDICE NUMERICO

CODIGO NO.	REF. NO.	CODIGO NO.	REF. NO.	CODIGO NO.	REF. NO.	CODIGO NO.	REF. NO.	CODIGO NO.	REF. NO.	CODIGO NO.	REF. NO.
4H7-W0041-00	E-6	2GV-11638-00	B-5	22U-14147-00	B-11	341-14954-00	B-12	22U-17241-00	C-8	2GV-2139L-00	B-14
3JB-W0045-00	E-2	22U-11650-00	B-5	22V-14147-00	B-12	22U-14968-00	B-11	11H-17251-00	C-8	2GV-2139R-00	C-13
2GV-W0047-00	E-2	22U-11654-00	B-5	137-14153-00	B-11	22V-14966-00	B-11	22U-17402-00	C-8	3JB-2139R-00	C-13
51L-W0048-00	E-2	22U-11656-00	B-5	1FK-14190-15	B-11	3JB-14985-00	B-11	22U-17411-00	C-8	1AA-2143A-00	C-13
2GV-W0057-00	E-2	22U-11656-10	B-5	2L1-14191-00	B-12	2GV-14987-00	B-10	22U-17524-00	C-9	2GV-21458-00	C-12
4H7-W1752-10	C-9	22U-11656-20	B-5	2GV-14197-00	B-10	31H-14987-00	B-12	22U-17527-00	C-9	4X7-21485-00	C-12
2GV-W2341-CO-38	D-7	22U-11656-30	B-5	3G2-14231-14	B-11	341-14991-00	B-12	3H5-17529-00	C-9	2GV-21510-00-PG	C-14
3OR-W2536-00	E-3	22U-12111-00	B-6	3G2-14231-27	B-12	2GV-15100-00	B-15	3JB-17531-00	C-9	2GV-21510-00-TH	C-14
22U-Y1754-00	C-9	22U-12113-00	B-6	3G2-14231-34	B-11	22U-15123-00	C-2	3JB-17531-10	C-9	2GV-21510-00-9B	C-14
3BR-Y2428-00-PO	D-11	22U-12114-00	B-6	2GV-14412-00	B-10	2GV-15316-00	C-3	3JB-17531-20	C-9	3AA-21578-21	D-7
3BR-Y2428-10-TH	D-11	3Y1-12116-00	B-6	2GV-14451-00	B-10	2H7-15361-00	C-3	3JB-17531-30	C-9	2HT-21597-01	C-14
3BR-Y2428-10-9B	D-11	3Y1-12117-01	B-6	52W-14452-00	B-10	3F9-15362-00	C-3	3JB-17531-40	C-9	2NT-21598-00	C-14
2NT-1110M-00	B-3	1J7-12118-00	B-6	22U-14469-00	B-10	11H-15383-01	B-15	3JB-17531-50	C-9	2GV-2160E-00	C-14
3BM-11101-00	B-2	1J7-12119-01	B-6	31A-14477-00	D-2	2NT-15411-01	C-3	1J7-17537-YO-30	D-5	3BM-21610-10-PO	C-14
3BM-11101-10	B-2	22U-12121-01	B-6	2GV-14484-00	B-13	2GV-15415-00	C-3	1J7-17537-YO-40	D-5	3BM-21610-10-TH	C-14
22U-1111F-01	B-3	22U-12151-00	B-6	22U-14536-00	B-11	2NT-15421-00	C-3	1J7-17537-YO-50	D-5	3BM-21610-10-9B	C-14
2GV-1111H-00	B-2	22U-12156-01	B-6	22U-14565-00	B-11	22U-15441-01	C-2	1J7-17537-YO-60	D-5	3BM-21621-00	C-15
2GV-11127-00	B-2	22U-12159-00	B-6	2GV-14503-00	B-13	3BT-15451-00	C-3	4H7-17537-00-20	C-9	2GV-21629-00-70	C-14
4H7-11133-10	B-2	22U-12171-01	B-7	4BE-14613-00	B-13	3BT-15461-00	C-3	4H7-17537-00-30	C-9	2GV-21629-00-TH	C-14
	B-2	22U-12176-01	B-7	4BR-14613-00	B-13	3BT-15484-00	C-3	4H7-17537-00-40	C-9	2GV-21629-00-9B	C-14
	B-2	22U-12181-01	B-7	2GV-14625-00	B-13	22U-15512-00	C-5	22U-17553-00	C-9	2GV-2163A-00	C-14
2GV-11142-00	B-7	11H-12210-01	B-7	2GV-14663-00	B-13	22U-15517-00	C-5	22U-17556-00	C-9	2GV-2163E-00	C-14
22U-11145-00	B-2	3BT-12213-00	B-7	3BM-14703-10	B-13	5H0-15521-00	C-5	2H7-17590-00	D-6	4G0-21639-00	C-15
2GV-1112-01	B-4	22U-12231-00	B-7	42H-14714-00	B-14	22U-15580-00	C-5	2GV-18110-00	C-11	3BM-21640-00	C-15
15A-11162-00	B-2	22U-12241-00	B-7	3BM-14908-00	B-13	341-15583-05	C-5	2GV-18112-00	C-11	3JB-21641-00	C-15
2GV-11165-00	B-2	22U-13300-00	B-8	1RV-14840-00	B-13	22U-16111-01	C-6	132-18113-01	C-11	2GV-2171E-00	C-12
2GV-11181-00	B-2	22U-13324-00	B-8	42H-14857-00	B-14	22U-16150-01	C-6	2GV-18115-00	C-11	2GV-21711-00-PO	D-2
2GV-11185-00	B-2	22U-13325-00	B-8	42H-14858-00	B-14	22U-16154-00	C-6	22U-18120-00	C-11	2GV-21711-00-TH	D-2
2NT-11186-00	B-3	22U-13410-00	B-8	3BM-14867-00	B-14	22U-16321-00	C-6	4G0-18127-00	C-11	2GV-21711-00-9B	D-2
22U-11186-00	B-3	22U-13415-00	B-8	3BM-14871-02	B-14	4X7-16324-00	C-6	11H-18140-00	C-11	2GV-2172A-00	D-2
2NT-11187-00	B-3	2GV-13417-00	B-8	3BM-14872-01	B-14	4X7-16325-00	C-6	2H9-18154-00	C-11	2GV-2172F-00	D-2
22U-11187-00	B-3	4X7-13440-90	B-9	1TA-14861-00	B-14	22U-16351-00	C-6	166-18185-00	C-10	2GV-21721-00-PO	D-2
3BT-11195-00	B-3	2NT-13447-00	B-9	3BM-14862-00	B-13	5Y1-16356-00	C-6	11H-18511-00	C-10	2GV-21721-00-TH	D-2
3BT-11196-00	B-3	11H-13455-00	B-8	3BM-14883-00	B-13	22U-16357-00	C-7	11H-18512-00	C-10	2GV-21721-00-9B	D-2
214-11198-01	D-6	3BM-13542-00	B-14	3BM-14884-00	B-14	30X-16358-00	C-6	11H-18513-00	C-10	2GV-21731-00-93	D-2
	B-4	166-13569-00	B-10	3BM-14885-00	B-14	22U-16371-00	C-6	11H-18531-00	C-10	2GV-2174E-00	D-2
2GV-11310-00	B-4	2GV-13586-00	B-10	22U-1490H-00	B-11	22U-16380-00	C-6	22U-18535-00	C-10	3JB-2176E-00	D-2
3BT-11351-00	B-4	2GV-13596-00	B-10	3BM-1490J-00	B-11	4X7-16383-01	C-6	22U-18540-00	C-10	3BT-21781-10	D-2
22U-11411-00	B-5	1HX-13907-00	D-13	3BM-1490K-00	B-11	4X7-16384-00	C-6	278-18542-00	C-10	3BT-21781-20	D-2
22U-11416-80	B-15	11H-1410A-00	B-11	22U-1490L-00	B-12	4X7-16385-00	C-6	278-18566-00	C-10	3BT-21781-30	D-2
22U-11416-90	B-15	22U-14103-00	B-12	3BM-1490M-10	B-11	11H-17121-00	C-8	3JR-21105-00-33	C-12	2GV-22110-00-35	D-4
2GV-11610-00	B-5	12R-14105-00	B-12	3BM-1490N-10	B-11	22U-17131-00	C-8	3JL-21110-00-33	C-12	4X7-22124-00	D-4
2GV-11610-20	B-5	2RJ-14118-00	B-12	3BM-1490O-10	B-11	22U-17141-00	C-8	26V-21171-00	D-2	4X7-22129-00	D-4
2GV-11610-40	B-5	2JU-14146-00	B-12	1FK-14933-00	B-11	11H-17151-01	C-8	26V-21308-00	C-15	4X7-22141-00	D-4
2GV-11631-00	B-5	2JU-14147-90	B-11	41R-14940-00	B-11	22U-17211-00	C-8	22U-21315-00	C-12	22U-22189-00	D-4
22U-11633-01	B-5	4G0-14142-35-A0	B-11	22U-14952-00	B-12	4A0-17216-00-10	C-5	22U-21316-00	C-12	2YL-22210-00	D-4
2GV-11636-00	B-5	214-14147-00	B-12	26H-14952-00	B-12	22U-17221-00	C-8	2GV-21317-00	C-12	2GV-22216-00	D-4
						22U-17231-00	C-8	2GV-21350-00	C-13	2YL-22220-00	D-4

INDICE NUMERICO

CODIGO NO.	REF. NO.	CODIGO NO.	REF. NO.	CODIGO NO.	REF. NO.	CODIGO NO.	REF. NO.	CODIGO NO.	REF. NO.	CODIGO NO.	REF. NO.
2GV-22226-00	D-4	164-23462-00	D-10	2GV-25181-00	D-15	2GV-27211-00-93	E-7	3AY-81940-00	F-4	42X-83359-00	E-12
	D-4	3DM-23484-00	D-8	1FK-25190-00	D-15	2GV-27311-00-R4	E-8	25G-81950-01	F-4		E-12
2GV-22253-00	D-4	3JB-24110-01-33	D-11	2GV-25304-00	E-3	5HO-27315-00	E-9	42X-81960-A1	F-4		E-12
MO-22253-00	D-4	3JB-24135-00	D-11	2GV-25311-00-35	E-3	1RM-27410-00-93	E-7	3JB-81975-00	F-4		E-13
2NT-23102-00	D-9	2GV-24181-00	D-11	146-25315-00	D-15	1NH-27413-00	E-7	4H7-81980-MO	F-4	42X-83363-00	E-12
2NT-23103-00	D-9	1FK-24182-00	D-11	2GV-25317-00	E-3		E-7	1VJ-82110-60	F-4		E-12
2GV-23110-00-93	D-9		D-11	1J7-25319-01	D-6	4X7-27414-00	E-7	2GV-82115-00	F-4		E-12
	D-9	3JB-24182-00	D-11	2GV-25319-00	E-3	1RM-27420-00-93	E-7	2GV-82116-00	F-4		E-13
1HX-23111-00	D-9	42X-24183-00	D-11	2NT-25321-00	E-3	2NT-27430-00	E-8	120-82131-00	F-4	3LR-83364-00	F-4
	D-10	2GV-24184-00	D-12	4H7-2533A-02	E-3	1NH-27433-00	E-8	1AE-82151-00	F-4	18G-83365-00	E-13
2GV-23125-00	D-9	1FK-24186-00	D-11	4H7-25351-00	E-3		E-8	36V-82151-00	F-4	33M-83371-30	F-5
	D-10		D-12	214-25355-00	E-3	2NT-27437-00	E-8	3BT-82305-00	F-5	1FK-83507-00	E-14
2NT-23126-00-38	D-9	2GV-24191-00	D-12	2GV-25366-00	E-3		E-8	2GV-82310-21	F-5	2GV-83509-00	E-14
5UB-23129-00	D-9	2GV-24311-00	D-12	42X-25371-00	E-4	2NT-27440-00	E-8	2GV-82320-20	F-5	2JV-8351A-F0	E-14
	D-10	2GV-24312-00	D-11	22U-25371-00	E-4	2GV-27471-00	E-8	2GV-82370-00	F-5	12R-83513-00	E-14
2NT-23136-00-38	D-9	3JB-24314-00	D-12	2GV-25381-00	E-3	2GV-27472-00	E-8	3BM-82509-00	E-12	2GV-83517-00	E-14
2GV-23141-00	D-9	3JB-24316-00	D-11	156-25398-00	D-15	2GV-27491-00	E-8	3BM-82509-10	E-13	42X-83517-00	E-14
	D-10	3JB-24317-00	D-11		E-3	2GV-28100-00	D-14	3BM-82510-00	F-4		E-14
2GV-23144-00	D-9	2GV-24431-00	D-12	3JB-25800-00	E-2	4K5-2814E-10	D-14	2GV-82530-03	F-4	2GV-83519-00	E-14
	D-10	3JB-24500-01	D-12	3JB-25827-00	E-2	3JB-28185-00	D-3	1L9-82540-00	F-5	3BT-83530-10	E-14
2AJ-23145-00	D-9	4X8-24512-00	D-12	3JB-25831-00	E-2	4K5-28186-00	D-14	1FK-82541-00	F-5	34L-83550-01	E-14
	D-10	3AJ-24523-00	D-12	1J3-25834-01	E-2	2NT-46101-00	D-5	3XW-82566-00	F-4	2GV-83912-00	F-3
1GU-23151-00	D-9	3AJ-24534-00	D-12	3AX-25845-00	E-2	22U-46117-00-25	D-5	3BT-82590-10	F-4	2W1-83922-00	F-3
	D-9	1FK-24560-00	D-12	341-25846-00	D-15	22U-46117-00-30	D-5	10M-82911-00	F-3	3GM-83936-00	D-7
1HX-23154-00	D-9	1FK-24566-00	D-12	1L9-25847-00	D-15	22U-46117-00-40	D-5	2GV-82917-00	F-3	437-83936-01	F-3
	D-10	4X7-24602-00	D-11	4H7-25850-02	E-6	22U-46117-00-50	D-5	3LS-83310-00	E-12	437-83936-11	D-12
1HX-23156-00	D-9	4X7-24612-00	D-11	4H7-25852-00	E-6	22U-46118-00-12	D-5	1KT-83311-00	E-12	2NU-83972-10	F-3
	D-10	51X-24705-00	D-14	4L0-25854-00	E-6	22U-46118-00-14	D-5		E-12	2YL-83972-00	F-3
1GU-23157-00	D-9	3JB-24710-00	D-14	4L0-25862-00	E-6	22U-46118-00-16	D-5		E-12	1AD-83980-30	F-4
	D-9	3JB-24711-00	D-14	4L0-25867-00	E-6	22U-46118-00-18	D-6		E-12	42X-84124-60	E-15
2NT-23164-00	D-7	3JB-24718-00	D-14	2GV-25872-01	E-6	22U-46118-00-20	D-6	2AE-83312-00	E-12	42X-84315-01	E-15
2GV-2317E-00	D-7	18A-24724-00	D-14	2GV-25886-00	D-10	2H7-46122-00	D-5		E-13	2AE-84320-00	E-15
2GV-2317F-00	D-7		D-14	2GV-25919-00	E-2	22U-46123-00	D-6	42X-83312-00	E-12	42X-84330-01	E-15
2GV-2317M-00	D-7	23T-24724-01	D-11	34X-25926-00	E-2	4H7-46125-00	D-5		E-12	20X-84331-00	E-15
2GV-23171-00	D-9		D-11	34X-25937-00	E-2	22U-46136-00	D-5	42X-83313-00	E-12	1A0-84332-60	E-15
	D-9	3JB-24728-00	D-14	5R2-25937-00	E-2	22U-46137-00	D-6		F-12	198-84334-60	E-15
1GU-23173-00	D-9	1J3-24742-00	C-14	2GV-26111-10	E-5	22U-46152-00	D-5		E-12	42X-84338-00	E-15
	D-9		C-15	3JB-26240-00	E-5	22U-46153-00	D-5		E-13	42X-84345-00	E-15
2GV-23174-00	D-7	3JB-24750-00	D-14	3JB-26241-00	E-5	2GV-46172-00	D-6	1AA-83318-00	E-12	34L-84346-00	E-15
3BR-23340-00	D-10	3JB-24751-00	D-14	3JB-26242-00	E-5	4X7-46180-00	D-5		E-13	4E2-84347-00	E-15
2A6-23408-00	D-7	3J7-24754-00	D-14	3JB-26281-00	E-5	2GV-81410-20	E-10	3LS-83320-00	E-12	42X-84366-00	E-15
156-23411-00	D-10	3JB-24776-00	D-14	1J7-26290-00	E-5	3BT-81450-00	E-10	3BM-83330-10	E-12	2F9-84375-00	E-15
183-23411-00	D-7	3JB-2478F-00	D-14	1J7-26290-60	E-5	3BT-81670-00	E-10	341-83333-70	E-12	5Y3-84395-00	E-15
156-23412-00	D-7	51Y-24796-00	D-14	2NU-26311-00	E-5	3JB-81800-00	E-11		E-12	2F9-84397-01	E-15
183-23412-00	D-7	2GV-25104-00	D-15	55U-26335-01	E-5	3HE-81826-00	E-11		E-12	2YL-84700-E0	F-2
4K0-23415-00	D-7	341-25111-01-35	D-15	1E6-26342-00	E-5	3KS-81840-00	E-11		E-13	1RM-84704-00	F-2
4H7-23441-00-38	D-7	146-25115-00	E-3	2GV-26351-00	E-7	11H-81844-00	E-11	3BM-83340-10	E-12	31L-84714-00	F-2
42X-23442-00-38	D-7	341-25149-00	D-15	5HO-26393-00	E-5	26H-81847-00	E-11	41R-83350-71	F-5	2GV-84717-00	F-2

INDICE NUMERICO

CODIGO NO.	REF. NO.	CODIGO NO.	REF. NO.	CODIGO NO.	REF. NO.	CODIGO NO.	REF. NO.	CODIGO NO.	REF. NO.	CODIGO NO.	REF. NO.
2AE-84721-00	F- 2	90149-06008	D-12	90201-06568	D-12	90340-14068	C- 3	90467-11044	D-12	91311-06030	B- 8
42X-84723-01	F- 2	90149-06153	F- 3	90201-066M2	D-11	90340-32088	C- 3		D-13		C- 3
2YL-84751-60	F- 2	90149-06154	C-15	90201-06697	B- 3	90380-28110	B- 7	90467-14015	B- 2	91311-06040	C- 3
3Y6-85130-01	C-15	90149-08067	C- 7	90201-08087	C- 7	90387-06026	F- 2	90467-26111	B-13		C- 3
	D-14	90149-08152	B-15	90201-081H4	C-12	90387-062L2	D-12	90468-08104	B-14	91311-06045	B-15
90101-06288	E- 7	90149-10238	C-12	90201-08569	D-11	90387-062T3	B-10	90468-12006	D- 7	91311-06055	B-15
90101-06291	E- 3	90149-10239	C-12	90201-08753	D- 4	90387-06387	D-11	90480-10334	C-13		C- 3
90101-06576	B-13	90151-08022	B-15	90201-09461	B- 2		D-12	90480-12013	E-13		C- 3
90101-08312	E- 2	90154-08065	C-14	90201-100A1	D- 7	90387-06388	D-13	90480-12320	D- 2	91311-06060	B- 9
90105-05069	C-12	90157-05050	B-12		E- 8	90387-06518	B- 3	90480-13163	D-12	91311-06085	B- 4
90105-08177	C-12	90157-05079	F- 4	90201-10118	E- 6	90387-072W2	B- 3	90480-14023	D-12	91311-06095	B- 9
90105-10152	E-10	90157-05084	E-15	90201-10131	B- 2	90387-07391	D- 2	90480-14229	D- 2		B-15
90105-10183	C-12	90159-06016	C- 6		C-12	90387-080V8	C-14		F- 2	91311-08025	D- 9
90105-10186	C-12	90163-04003	B-13	90201-10437	C-12	90387-087K5	E- 7	90480-15061	F- 2		D-10
90105-10200	E- 3	90164-03010	E-14		D- 4		E- 7	90480-16112	F- 2	91311-08030	B- 2
90105-10217	B- 7	90164-04009	E-14	90201-105H3	C-12	90387-100E2	C-12	90480-18411	B- 3		D- 7
90105-10285	D- 6	90170-06010	F- 3	90201-107K6	E-10	90387-107A7	E- 8	90480-19471	B- 3	91311-08060	B-15
90105-10308	E- 2	90170-06128	B- 6	90201-124E4	C-11	90387-156G8	D- 6	90480-22362	D- 2	91311-08080	B-15
90105-10312	E- 8	90170-06228	C-11	90201-12575	C-11	90387-157R0	E- 4	90501-04623	C- 5	91311-08100	B-15
90105-14102	D- 7	90170-16311	C- 6	90201-12588	C-11	90387-16547	B-15	90501-06022	C-10	91316-06016	D- 7
90106-10030	D- 4	90170-20310	C- 6	90201-14218	E- 3		B-15	90501-100F8	D-13	91316-06020	B-10
90109-06577	F- 3	90171-14021	E- 4	90201-144J5	E- 4		B-15	90501-102A5	D-11	91316-08012	C- 5
90109-06797	F- 3	90176-06058	E- 7	90201-14633	C- 9	90387-177R1	D-15	90501-10245	E- 7	91401-20015	E- 4
90109-08368	E- 4		E- 7	90201-152L1	E- 7	90387-226G7	B- 2	90501-10312	F- 3		E- 7
90109-08406	E- 4	90176-10013	D- 4	90201-18262	C- 7	90387-256G9	D- 5	90501-12743	E- 8		E- 8
90109-08718	C-12	90179-06175	E- 7	90201-244A8	D- 4	90401-10096	E- 6		E- 8		E- 8
90109-08781	B- 3	90179-08148	E- 5	90202-05057	B-14	90401-18073	B- 3	90501-15722	D- 6	91401-25015	E- 7
90109-08782	B- 3	90179-08327	B- 5	90202-05193	D-12	90430-06139	C-15	90501-23738	C- 6		E- 7
90109-101A3	E- 8	90179-08410	B-13	90202-06010	C-12	90430-08155	D- 9	90501-60716	D- 9	91401-30030	E- 4
90109-10474	E- 9	90179-08559	C-15	90208-04029	D- 8		D-10	90502-09024	D- 8	91701-06022	E- 7
90110-06171	B- 3	90179-10279	B- 2	90209-22191	C- 8	90430-17168	B- 3	90506-08227	C-11	91701-06032	E- 8
90110-08110	D- 9		C-12		C- 8	90430-24184	B- 2	90506-20380	E- 7		E- 8
90116-08404	B-15	90179-10321	C-12	90209-27192	C- 8	90445-08240	F- 4	90506-29266	E- 9	91701-08038	E- 7
	B-15	90179-10395	B- 2	90214-16026	C- 6	90445-111F3	B-10	90507-20002	E- 3		E- 7
90116-10249	D- 5	90179-12421	C-12	90215-08229	B- 3	90450-22017	D-11	90508-16577	C- 6	91810-17016	B-15
90116-10405	B-15	90179-18396	C- 9	90215-16181	D- 4	90450-25037	D-11	90508-18696	E- 7		C- 4
	B-15	90179-25033	D- 7	90215-16222	C- 6	90450-12256	B-10		E- 7		C-15
90116-10406	B-15	90183-04027	B-13	90215-18178	C-11	90460-52264	B-10	90508-29519	C-11	92013-06012	E- 8
	B-15		D- 2	90215-22204	C- 6	90460-58015	B-10	90508-32536	C-11		E- 8
90116-10428	D- 5	90185-08097	B-13	90249-12008	E- 7	90462-06119	C- 4	90560-17126	D-15	92016-08025	F- 4
90116-12495	C-12	90185-10037	E- 9	90267-48104	C-15	90462-10115	C- 3	91311-06018	C- 3	92016-08030	C-15
90119-06097	F- 2	90185-14070	C- 9	90269-04003	D- 8	90462-10118	C- 4	91311-06025	B- 2	92501-06014	B-13
90119-06114	D-14	90201-05031	E-14	90280-05048	B- 5	90465-13169	E- 8		B- 7	92506-06012	C-15
90119-06123	C-14	90201-06059	C-14	90280-07036	C- 6	90467-08092	B-14		B- 8	92506-06035	D- 2
	D- 2		D- 2	90338-07043	C-12	90467-10008	B-12		B- 9	92901-04100	B-11
	D-12	90201-06067	B-10	90338-08163	D- 7		D-13		B-13		B-11
90119-08126	D- 5		D-14	90338-09161	E- 8	90467-10039	B-10		C- 3	92901-05100	E- 3
90123-08046	E- 5	90201-061H3	E-15	90338-10132	B-13	90467-10135	D-12		C- 3	92901-05600	E- 3

INDICE NUMERICO

CODIGO NO.	REF. NO.	CODIGO NO.	REF. NO.	CODIGO NO.	REF. NO.	CODIGO NO.	REF. NO.	CODIGO NO.	REF. NO.	CODIGO NO.	REF. NO.
92901-06200	C- 6	93102-12106	C-11	93410-22039	D- 6	95303-06700	C-11	97313-06016	E-15	99225-00025	D-11
	E- 7	93102-18278	C- 6	93440-12052	B- 2	95303-06800	F- 4	97313-08035	D- 4	99234-00020	C-14
92901-06600	B- 3	93102-28022	D-15		B- 2	95303-08700	E- 4	97701-40012	B-13	99235-00020	C-14
	B- 7	93102-65277	D- 6	93440-19112	D- 6	95303-10700	D- 7		D- 2	99510-17016	B- 2
	B-13	93105-45017	D-15	93440-20088	D- 6	95303-12600	E-12	97701-40525	F- 2	99530-10014	C- 3
	C- 2	93210-03119	B-12	93440-25084	C- 8	95306-05800	C-15	97701-60114	B-14	99530-10020	C- 3
	E-11	93210-09525	C- 6		C- 8	95306-12800	C-12	97706-60514	C-13	99530-14016	B-15
	F- 2	93210-10096	B- 8	93440-30077	C- 8	95311-10600	D- 6	98001-08016	D-11		B-15
92901-08200	C-14	93210-11368	F- 3	93450-19052	B- 5	95316-08700	B-13	98501-04006	D- 9		
92901-08600	E- 4	93210-14369	C- 3	93450-32116	D- 9	95601-06100	F- 3		D-10		
92901-10700	D- 6	93210-15151	B- 8		D-10	95611-08630	B- 2	98501-05010	B-12		
	D- 7	93210-15566	C- 4	93501-04011	D- 7	95611-10680	B-15	98501-05012	B-12		
92902-04100	B-11	93210-18322	B-15		E- 8	95616-06100	F- 3		E- 3		
92906-05100	F- 5		B-15		E- 8	95701-05500	F- 3	98501-05016	B-11		
	F- 5		B-15	93515-32029	C- 7	95701-06500	F- 3	98501-05035	F- 3		
92906-05600	F- 5	93210-24709	D- 9	93604-16092	C-10		F- 3	98501-06010	C- 4		
	F- 5		D-10	93604-20156	C-10		F- 4		F- 4		
92906-06100	D- 2	93210-27778	C- 3	93605-10108	B- 7		F- 4	98501-06012	C- 2		
	D-12	93210-29196	F- 5	93615-12088	C- 5	95701-08500	B- 2	98501-06020	E-10		
	E- 6	93210-32172	C- 3	94114-15601	E- 3	95701-10500	E- 8		F- 5		
	F- 3	93210-36549	D-10	94114-15602	E- 3	95801-06012	F- 4	98501-06025	E-10		
92906-06600	B-13	93210-60426	D- 5	94130-19701	D-15	95801-06016	B-13	98502-06016	F- 4		
	C-14	93210-62446	B- 3	94130-19701	D-15	95801-08012	D- 4	98503-03008	D-12		
	C-15	93210-64297	B- 9	94214-15223	E- 3	95806-06040	D- 2	98506-04018	B-11		
	D- 3	93210-71360	C- 9	94214-15225	E- 3	95811-08030	C- 9	98506-05010	D-11		
92906-08200	C-15		C-14	94227-19177	D-15	95811-10016	E- 8	98506-05016	D-12		
92906-08600	B-13	93210-74316	C- 3	94325-19115	D-15	95816-06012	C-13		F- 5		
92906-08700	B-13	93210-81411	B- 4	94330-15134	E- 3	95816-06016	D-12		F- 5		
92990-03200	D-14	93210-89568	B- 2	94335-19026	D-15	95816-06025	D-13	98506-05040	F- 3		
92990-05200	B-14	93211-00612	B- 2	94418-19443	D-15	95816-08012	C-14	98506-05045	F- 3		
92990-06100	D-14	93211-39569	D- 6	94430-15477	E- 3	95816-08016	B-14	98506-06014	C-14		
	E-10	93306-00401	C- 8	94590-27118	B- 7	95821-12035	D-10	98511-04012	B-11		
	E-10	93306-00428	C- 8	94701-00218	B- 3	95826-06010	C-14	98511-04025	E-14		
	E-15	93306-00435	C- 9	94701-00220	B- 3		D-10	98511-06160	B-10		
	F- 2	93306-20711	C- 9	95021-08040	E-15		F- 5	98580-04010	B-11		
	F- 5	93306-30203	E- 3	95023-06008	D- 7	97001-06018	F- 2	98580-06012	B-12		
92990-06200	C-15	93306-30209	E- 3	95023-06020	D- 7	97001-06025	D- 2	98701-05012	F- 5		
	F- 2	93306-30309	D-15	95023-06025	D-11	97003-06014	D-14	98701-05016	C-10		
92990-06600	F- 4		D-15	95023-08012	C-14	97003-06030	E-12	98701-05035	C-10		
	F- 4	93306-30527	C- 8	95023-08040	D- 7		E-13	98701-06010	B-12		
	F- 5	93306-30539	D- 5	95026-06016	C-12	97006-06022	F- 3	98706-04010	E- 6		
92990-08100	D- 4	93306-90602	C-10	95302-12600	E-13	97011-06020	C-11	99006-10600	C-11		
	E- 4	93311-43729	D- 5	95303-05600	B-14	97016-06025	E- 6		C-11		
92990-10100	D- 4	93315-21813	C- 6		E-14	97021-06016	B- 3	99009-11400	B- 8		
92101-14089	C- 3	93316-01301	D- 5	95303-06600	C- 6		B- 7	99009-12400	C-11		
93101-30094	D- 5	93317-41510	D- 5		C-15	97021-06025	E-11	99009-15400	E- 7		
93101-35097	C- 9	93320-32403	D- 4		E- 7	97026-06030	D-12	99009-25500	C- 3		
93101-38098	D- 5	93399-99926	D- 6		F- 2	97026-06030	B-13	99224-00025	D-11		